

*Card*  
PGW  
4.95  
VOLZAEFFEL'S  
SPORTS CENTER

mark V

**BASKETBALL  
SCORE BOOK**

Plymouth Reserve 1983 - 84



# MARK V BASKETBALL SCORE BOOK

PAGE	SCORE	SCORE	PAGE	SCORE	SCORE
1-2	Plymouth 23	VS Crestline 6 W	31-32	Plymouth 38	VS Colonel Crawford 19 W
3-4	Plymouth 26	VS St. Paul 15 W	33-34	Plymouth 35	VS Crestview 23 W
5-6	Plymouth 34	VS Mansfield Christian 16 W	35-36	Plymouth 24	VS Black River 20 W
7-8	Plymouth 22	VS Edison 26 L	37-38	Plymouth 26	VS Buckeye Central 44 W
9-10	Plymouth 37	VS Mapleton 15 W	39-40		VS
11-12	Plymouth 34	VS South Central 33 W	41-42	ave 29.1	VS ave 21.2
13-14	Plymouth 29	VS Black River 19 W	43-44		VS
15-16	Plymouth 30	VS Lucas 20 W	45-46		VS
17-18	Plymouth 19	VS Crestview 16 W	47-48		VS
19-20	Plymouth 20	VS New London 11 W	49-50		VS
21-22	Plymouth 43	VS Wynford 30 W	51-52		VS
23-24	Plymouth 25	VS Western Reserve 21 W	53-54		VS
25-26	Plymouth 29	VS Mapleton 26 W	55-56		VS
27-28	Plymouth 31	VS South Central 26 W	57-58		VS
29-30	Plymouth 28	VS Monroeville 27 W	59-60		VS

**POS:** Write position of each player, using F, G or C.

**QUARTERS PLAYED:** "X" each period in which the player participates.

**PLAYER:** Name of each player.

**NO.:** Jersey number of each player.

**FOULS:** "X" each personal foul charged against the player.

**TEAM FOULS:** As personal fouls are committed and marked against individual players, "X" the proper numbered square in the TEAM FOULS section for each half.

**INDIVIDUAL SCORING:** Upper section of scoring spaces is intended for field goals. Write a 2 in the proper quarter column as each player makes a field goal. (See sample on following pages.)

Lower section of scoring spaces is intended for free throws. Write O for each throw attempted; if made, place a distinguishing mark inside the O such as ⊗. (See sample) Ample space is provided if the scorer wishes to improvise symbols to indicate two-shot and one-and-one situations.

**RUNNING SCORE:** Place a mark in the proper numbered square as each score is made. As a scoring aid, note that odd numbers are in shaded squares. Separate spaces are provided to record score by periods.

**TIME OUTS:** Record the number of time outs by the team in each period.

**SUMMARY:** FG — number of field goals made (not total points scored on field goals).

FT — number of free throws made.

F — number of personal fouls charged against individual player.

TP — to arrive at TOTAL POINTS scored, multiply FG x 2 and add FT.



TEAM	Plymouth																														
COACH	Echelberry																														
PLACE	Crestline																														
REFEREE	J. Hammer																														
UMPIRE	D. Henry																														
FIRST QUARTER SCORE	6							FIRST HALF SCORE	10							THIRD QUARTER SCORE	16							FINAL SCORE	23						

POS	QUARTERS PLAYED	PLAYER	NO.	FOULS	FIRST HALF				SECOND HALF				OVER-TIME	SUMMARY			
					1ST QTR.	2ND QTR.	3RD QTR.	4TH QTR.	3RD QTR.	4TH QTR.	FG	FT		F	TP		
G	1Q 2Q 3Q 4Q	(CON) HUDSON, DIANNA	12	P1 P2 P3 P4 P5	2				2					2	1	2	4
G	1Q 2Q 3Q 4Q	MARTIN, ANGIE	50	P1 P2 P3 P4 P5	2				2		2			3	-	1	6
F	1Q 2Q 3Q 4Q	HOWELL, KAREN	24	P1 P2 P3 P4 P5		2								1	-	-	2
C	1Q 2Q 3Q 4Q	TACKETT, TAMI	22	P1 P2 P3 P4 P5	2									1	1/2	2	2
F	1Q 2Q 3Q 4Q	(CON.) NIEDERMEIER, KAY	35	P1 P2 P3 P4 P5							2			1	-	1	2
C	1Q 2Q 3Q 4Q	TUTTLE, CAROL	44	P1 P2 P3 P4 P5					2					1	-	-	2
G	1Q 2Q 3Q 4Q	TASH, TAMMY	52	P1 P2 P3 P4 P5										-	3/4	3	3
F	1Q 2Q 3Q 4Q	THONNSBERRY, KAREN	45	P1 P2 P3 P4 P5		2								1	-	2	2
F	1Q 2Q 3Q 4Q	CLICK, BARB	43	P1 P2 P3 P4 P5										-	-	-	-
G	1Q 2Q 3Q 4Q	COLLINS, MICHELLE	23	P1 P2 P3 P4 P5										-	-	-	-
F	1Q 2Q 3Q 4Q	THOMPSON, CHRISTIAN	21	P1 P2 P3 P4 P5										-	-	-	-
	1Q 2Q 3Q 4Q			P1 P2 P3 P4 P5													
	1Q 2Q 3Q 4Q			P1 P2 P3 P4 P5													
	1Q 2Q 3Q 4Q			P1 P2 P3 P4 P5													

2/HALF TIME OUTS 2/HALF				TEAM FOULS	FIRST HALF	SECOND HALF	TEAM TOTALS	10 3/4	11	23
1ST Q	2ND Q	3RD Q	4TH Q		7	3	PERCENT	43%		



<b>TEAM</b> <i>Crestline</i> <b>COACH</b> <i>Glauer</i> <b>DATE</b> <i>Nov. 21, 1983</i> <b>SCORER</b> <i>Dana Myers</i>	<b>RUNNING SCORE</b>		1	2	3	4	5	6	7	8	9	10	11	12	13	14	15	16	17	18	19	20	21	22	23	24	25	26	27	28						
	29	30	31	32	33	34	35	36	37	38	39	40	41	42	43	44	45	46	47	48	49	50	51	52	53	54	55	56	57	58	59	60	61	62	63	64
	65	66	67	68	69	70	71	72	73	74	75	76	77	78	79	80	81	82	83	84	85	86	87	88	89	90	91	92	93	94	95	96	97	98	99	100
	101	102	103	104	105	106	107	108	109	110	111	112	113	114	115	116	117	118	119	120	121	122	123	124	125	126	127	128	129	130	131	132	133	134	135	136
<b>TIMER</b>		<b>FIRST QUARTER SCORE</b> <i>2</i>					<b>FIRST HALF SCORE</b> <i>2</i>					<b>THIRD QUARTER SCORE</b> <i>2</i>					<b>FINAL SCORE</b> <i>6</i>																			

POS	QUARTERS PLAYED	PLAYER	NO.	FOULS	FIRST HALF		SECOND HALF		OVER-TIME	SUMMARY			
					1ST QTR.	2ND QTR.	3RD QTR.	4TH QTR.		FG	FT	F	TP
	<del>1Q</del> <del>2Q</del> <del>3Q</del> <del>4Q</del>	(Capt.) Simmermacher, Vickie	21	P1 P2 P3 P4 P5				2		1	-	1	2
	<del>1Q</del> <del>2Q</del> <del>3Q</del> <del>4Q</del>	Konves, Karen	11	P1 P2 P3 P4 P5						-	-	-	-
	<del>1Q</del> <del>2Q</del> <del>3Q</del> <del>4Q</del>	Cochran, Roni	15	P1 P2 P3 P4 P5						-	-	2	-
	<del>1Q</del> <del>2Q</del> <del>3Q</del> <del>4Q</del>	(Capt.) Winbigler, Susie	25	P1 P2 P3 P4 P5				2		1	-	2	2
	<del>1Q</del> <del>2Q</del> <del>3Q</del> <del>4Q</del>	Martin, Michelle	20	P1 P2 P3 P4 P5		0				-	0	1	-
	<del>1Q</del> <del>2Q</del> <del>3Q</del> <del>4Q</del>	(CL) Flaherty, Dina	12	P1 P2 P3 P4 P5	2					1	-	1	2
	<del>1Q</del> <del>2Q</del> <del>3Q</del> <del>4Q</del>	Finnegan, Stacey	4	P1 P2 P3 P4 P5						-	-	1	-
	<del>1Q</del> <del>2Q</del> <del>3Q</del> <del>4Q</del>	Wood, Kris	24	P1 P2 P3 P4 P5						-	-	1	-
	<del>1Q</del> <del>2Q</del> <del>3Q</del> <del>4Q</del>	Kossick, Anne	14	P1 P2 P3 P4 P5						-	-	-	-
	<del>1Q</del> <del>2Q</del> <del>3Q</del> <del>4Q</del>	Schreck, Amy	13	P1 P2 P3 P4 P5		0				-	0	1	-
	<del>1Q</del> <del>2Q</del> <del>3Q</del> <del>4Q</del>	Turner, Tammy	23	P1 P2 P3 P4 P5						-	-	1	-
	<del>1Q</del> <del>2Q</del> <del>3Q</del> <del>4Q</del>	Scully, Tina	22	P1 P2 P3 P4 P5						-	-	-	-
	<del>1Q</del> <del>2Q</del> <del>3Q</del> <del>4Q</del>			P1 P2 P3 P4 P5									
	<del>1Q</del> <del>2Q</del> <del>3Q</del> <del>4Q</del>			P1 P2 P3 P4 P5									

<b>TIME OUTS</b>				<b>TEAM FOULS</b>		<b>FIRST HALF</b>		<b>SECOND HALF</b>		<b>TEAM TOTALS</b>								
1ST Q	2ND Q	3RD Q	4TH Q	1	2	3	4	5	6	1	2	3	4	5	6	3 1/2	11	6
	(2:11)		(2:44)	<b>FREE THROWS ATTEMPTED</b>		2		<b>FREE THROWS MADE</b>		0		<b>PERCENT</b>						



TEAM <i>Plymouth</i>	RUNNING SCORE	1	2	3	4	5	6	7	8	9	10	11	12	13	14	15	16	17	18	19	20	21	22	23	24	25	26	27	28								
COACH <i>Echelberry</i>		29	30	31	32	33	34	35	36	37	38	39	40	41	42	43	44	45	46	47	48	49	50	51	52	53	54	55	56	57	58	59	60	61	62	63	64
PLACE <i>Plymouth</i>		65	66	67	68	69	70	71	72	73	74	75	76	77	78	79	80	81	82	83	84	85	86	87	88	89	90	91	92	93	94	95	96	97	98	99	100
REFEREE <i>Shirley Lyden</i>	UMPIRE <i>Lowell G...</i>	101	102	103	104	105	106	107	108	109	110	111	112	113	114	115	116	117	118	119	120	121	122	123	124	125	126	127	128	129	130	131	132	133	134	135	136
		FIRST QUARTER SCORE 12										FIRST HALF SCORE 18										THIRD QUARTER SCORE 23										FINAL SCORE 26					

POS	QUARTERS PLAYED	PLAYER	NO.	FOULS	FIRST HALF				SECOND HALF				OVER-TIME	SUMMARY			
					1ST QTR.	2ND QTR.	3RD QTR.	4TH QTR.	3RD QTR.	4TH QTR.	FG	FT		F	TP		
G	1Q 2Q 3Q 4Q	<i>Hudson, Diamma</i> (CON)	12	P1 P2 P3 P4 P5					2					1	4/4	-	6
G	1Q 2Q 3Q 4Q	<i>Martin, Angie</i>	50	P1 P2 P3 P4 P5	2	2			00					2	1/2	2	5
F	1Q 2Q 3Q 4Q	<i>Howell, Karen</i>	24	P1 P2 P3 P4 P5										-	-	2	-
C	1Q 2Q 3Q 4Q	<i>Jackell, Jani</i>	22	P1 P2 P3 P4 P5		2					00			1	1/2	1	2
F	1Q 2Q 3Q 4Q	<i>Niedermier, Kay</i> (CON)	32	P1 P2 P3 P4 P5	2	2	2	2	2					5	-	1	10
C	1Q 2Q 3Q 4Q	<i>Jettle, Carol</i>	44	P1 P2 P3 P4 P5		3								1	0	2	2
G	1Q 2Q 3Q 4Q	<i>Jash, Jimmy</i>	52	P1 P2 P3 P4 P5								00		-	1/2	-	1
F	1Q 2Q 3Q 4Q	<i>Hornsberry, Karen</i>	20	P1 P2 P3 P4 P5										-	-	-	-
F	1Q 2Q 3Q 4Q	<i>Click, Barb</i>	40	P1 P2 P3 P4 P5										-	-	-	-
G	1Q 2Q 3Q 4Q	<i>Collins, Michelle</i>	34	P1 P2 P3 P4 P5										-	-	-	-
F	1Q 2Q 3Q 4Q	<i>Thompson, Christian</i>	30	P1 P2 P3 P4 P5										-	-	-	-
	1Q 2Q 3Q 4Q			P1 P2 P3 P4 P5													
	1Q 2Q 3Q 4Q			P1 P2 P3 P4 P5													
	1Q 2Q 3Q 4Q			P1 P2 P3 P4 P5													

TIME OUTS				TEAM FOULS	FIRST HALF	SECOND HALF	TEAM TOTALS	PERCENT
1ST Q	2ND Q	3RD Q	4TH Q		6	6	10 6/10 8 26	55 90
	(1:42)			FREE THROWS ATTEMPTED	11	FREE THROWS MADE	6	



<b>TEAM</b> <i>St Paul</i>	<b>RUNNING SCORE</b>																																			
<b>COACH</b> <i>Weisenburger</i>	1	2	3	4	5	6	7	8	9	10	11	12	13	14	15	16	17	18	19	20	21	22	23	24	25	26	27	28								
<b>DATE</b> <i>Nov. 29, 1983</i>	29	30	31	32	33	34	35	36	37	38	39	40	41	42	43	44	45	46	47	48	49	50	51	52	53	54	55	56	57	58	59	60	61	62	63	64
<b>SCORER</b> <i>DM</i>	65	66	67	68	69	70	71	72	73	74	75	76	77	78	79	80	81	82	83	84	85	86	87	88	89	90	91	92	93	94	95	96	97	98	99	100
<b>TIMER</b>	FIRST QUARTER SCORE							FIRST HALF SCORE							THIRD QUARTER SCORE							FINAL SCORE														
								6							9							13							15							

POS	QUARTERS PLAYED	PLAYER	NO.	FOULS	FIRST HALF		SECOND HALF		OVER-TIME	SUMMARY				
					1ST QTR.	2ND QTR.	3RD QTR.	4TH QTR.		FG	FT	F	TP	
	<del>1Q</del> <del>2Q</del> <del>3Q</del> <del>4Q</del>	<i>Boes, Rosalie</i>	41	<del>P1</del> <del>P2</del> <del>P3</del> <del>P4</del> <del>P5</del>							-	-	3	-
	<del>1Q</del> <del>2Q</del> <del>3Q</del> <del>4Q</del>	<del><i>Roth, Jenny</i></del> <i>Joh</i> , Jenny	25	<del>P1</del> <del>P2</del> <del>P3</del> <del>P4</del> <del>P5</del>									2	
	<del>1Q</del> <del>2Q</del> <del>3Q</del> <del>4Q</del>	<i>Nemmenmay, Tina</i>	31	P1 P2 P3 P4 P5	2	2	2	2			6	-	-	12
	<del>1Q</del> <del>2Q</del> <del>3Q</del> <del>4Q</del>	<i>Fries, Lisa</i>	33	<del>P1</del> <del>P2</del> <del>P3</del> <del>P4</del> <del>P5</del>							-	-	1	-
	<del>1Q</del> <del>2Q</del> <del>3Q</del> <del>4Q</del>	<i>Miller, Lisa</i>	21	<del>P1</del> <del>P2</del> <del>P3</del> <del>P4</del> <del>P5</del>		0	2				1	1/2	1	3
	<del>1Q</del> <del>2Q</del> <del>3Q</del> <del>4Q</del>	<i>Fritz, Debbie</i>	43	<del>P1</del> <del>P2</del> <del>P3</del> <del>P4</del> <del>P5</del>							-	-	1	-
	<del>1Q</del> <del>2Q</del> <del>3Q</del> <del>4Q</del>	<i>Supp, Sandy</i>	15	P1 P2 P3 P4 P5							-	-	-	-
	<del>1Q</del> <del>2Q</del> <del>3Q</del> <del>4Q</del>	<i>McLaughlin, M.</i>	23	<del>P1</del> <del>P2</del> <del>P3</del> <del>P4</del> <del>P5</del>							-	-	-	-
	<del>1Q</del> <del>2Q</del> <del>3Q</del> <del>4Q</del>	<i>Davis, Stephanie</i>	51	<del>P1</del> <del>P2</del> <del>P3</del> <del>P4</del> <del>P5</del>							-	-	1	-
	1Q 2Q 3Q 4Q			P1 P2 P3 P4 P5										
	1Q 2Q 3Q 4Q			P1 P2 P3 P4 P5										
	1Q 2Q 3Q 4Q			P1 P2 P3 P4 P5										
	1Q 2Q 3Q 4Q			P1 P2 P3 P4 P5										
	1Q 2Q 3Q 4Q			P1 P2 P3 P4 P5	6	3	4	2						

<b>TIME OUTS</b>				<b>TEAM FOULS</b>	FIRST HALF	SECOND HALF	<b>TEAM TOTALS</b>	7	1	9	15
1ST Q	2ND Q	3RD Q	4TH Q								
	(3:07)				2	1					
				<b>FREE THROWS ATTEMPTED</b>		<b>FREE THROWS MADE</b>		<b>PERCENT</b>			
								50%			



TEAM	<i>Plymouth</i>	RUNNING SCORE		1	2	3	4	5	6	7	8	9	10	11	12	13	14	15	16	17	18	19	20	21	22	23	24	25	26	27	28												
COACH	<i>Ream</i>	29	30	31	32	33	34	35	36	37	38	39	40	41	42	43	44	45	46	47	48	49	50	51	52	53	54	55	56	57	58	59	60	61	62	63	64						
PLACE	<i>Mansfield Christian</i>	65	66	67	68	69	70	71	72	73	74	75	76	77	78	79	80	81	82	83	84	85	86	87	88	89	90	91	92	93	94	95	96	97	98	99	100						
REFEREE	<i>A. D. out</i>	101	102	103	104	105	106	107	108	109	110	111	112	113	114	115	116	117	118	119	120	121	122	123	124	125	126	127	128	129	130	131	132	133	134	135	136						
UMPIRE	<i>Jerry Black</i>	FIRST QUARTER SCORE										FIRST HALF SCORE										THIRD QUARTER SCORE										FINAL SCORE											
												15										24										32						34					


POS	QUARTERS PLAYED		PLAYER	NO.	FOULS			FIRST HALF				SECOND HALF				OVER-TIME	SUMMARY			
								1ST QTR.	2ND QTR.	3RD QTR.	4TH QTR.	3RD QTR.	4TH QTR.	FG	FT		F	TP		
	1Q	2Q	(CON)		P1	P2	P3													
	3Q	4Q	<i>Hudson, DIANNA</i>	12	P4	P5										-	-	-	-	
	1Q	2Q			P1	P2	P3	2	2	2	2					4	-	-	8	
	3Q	4Q	<i>MARTIN, Angie</i>	50	P4	P5														
	1Q	2Q			P1	P2	P3													
	3Q	4Q	<i>TACKETT, TAMI (capt)</i>	22	P4	P5										-	1/2	-	0	
	1Q	2Q	(CON)		P1	P2	P3	2								1	-	-	2	
	3Q	4Q	<i>NIEDERMEIER, KAY</i>	32	P4	P5														
	1Q	2Q			P1	P2	P3	2	2							2	1/2	-	5	
	3Q	4Q	<i>Tuttle, CAROL (capt)</i>	44	P4	P5														
	1Q	2Q			P1	P2	P3													
	3Q	4Q	<i>Howell, KAREN</i>	24	P4	P5										-	-	1	-	
	1Q	2Q			P1	P2	P3		2							1	-	-	2	
	3Q	4Q	<i>TASH, TAMMY</i>	52	P4	P5														
	1Q	2Q			P1	P2	P3				2					1	-	3	2	
	3Q	4Q	<i>Thornsberry, KAREN</i>	20	P4	P5														
	1Q	2Q			P1	P2	P3		2		2					3	-	3	6	
	3Q	4Q	<i>CLICK, BARB</i>	40	P4	P5														
	1Q	2Q			P1	P2	P3		2		2		2			4	1/4	2	9	
	3Q	4Q	<i>Collins, Michelle</i>	34	P4	P5			00											
	1Q	2Q			P1	P2	P3													
	3Q	4Q	<i>Thompson, CHRISTIAN</i>	30	P4	P5										-	-	2	-	
	1Q	2Q			P1	P2	P3													
	3Q	4Q			P4	P5														
	1Q	2Q			P1	P2	P3													
	3Q	4Q			P4	P5														
	1Q	2Q			P1	P2	P3													
	3Q	4Q			P4	P5														

TIME OUTS				TEAM FOULS	FIRST HALF	SECOND HALF	TEAM TOTALS	PERCENT
1ST Q	2ND Q	3RD Q	4TH Q		1 2 3 4 5 6	1 2 3 4 5 6	16 7/8 11 34	25%
		(0:44)		FREE THROWS ATTEMPTED	8	FREE THROWS MADE	2	



<b>TEAM</b> <i>MANFIELD CHRISTIAN</i> <b>COACH</b> <i>Martin</i> <b>DATE</b> <i>12-1-83</i> <b>SCORER</b> <i>DM</i>	<b>RUNNING SCORE</b>																																			
	1	2	3	4	5	6	7	8	9	10	11	12	13	14	15	16	17	18	19	20	21	22	23	24	25	26	27	28								
	29	30	31	32	33	34	35	36	37	38	39	40	41	42	43	44	45	46	47	48	49	50	51	52	53	54	55	56	57	58	59	60	61	62	63	64
	65	66	67	68	69	70	71	72	73	74	75	76	77	78	79	80	81	82	83	84	85	86	87	88	89	90	91	92	93	94	95	96	97	98	99	100
101	102	103	104	105	106	107	108	109	110	111	112	113	114	115	116	117	118	119	120	121	122	123	124	125	126	127	128	129	130	131	132	133	134	135	136	
<b>TIMER</b>										<b>FIRST QUARTER SCORE</b> <i>4</i>					<b>FIRST HALF SCORE</b> <i>7</i>					<b>THIRD QUARTER SCORE</b> <i>11</i>					<b>FINAL SCORE</b> <i>16</i>											

POS	QUARTERS PLAYED	PLAYER	NO.	FOULS	FIRST HALF		SECOND HALF		OVER-TIME	SUMMARY				
					1ST QTR.	2ND QTR.	3RD QTR.	4TH QTR.		FG	FT	F	TP	
	1Q 2Q <del>3Q 4Q</del>	<i>Stevens, Nikki</i>	<i>53</i>	<del>P1</del> P2 P3 P4 P5							-	$\frac{1}{5}$	1	1
	1Q 2Q <del>3Q 4Q</del>	<i>(capt)</i> <i>Massey, Susan</i>	<i>31</i>	<del>P1</del> <del>P2</del> P3 P4 P5							-	$\frac{1}{4}$	2	1
	1Q 2Q <del>3Q 4Q</del>	<i>Brenner, Annette</i>	<i>11</i>	P1 P2 P3 P4 P5							-	$\frac{0}{4}$	-	-
	1Q 2Q <del>3Q 4Q</del>	<i>Hamman, Becky</i>	<i>13</i>	P1 P2 P3 P4 P5		2					1	$\frac{0}{1}$	-	2
	1Q 2Q <del>3Q 4Q</del>	<i>Hamman, Liz</i>	<i>21</i>	<del>P1</del> <del>P2</del> <del>P3</del> 2 P4 P5							2	-	3	4
	1Q 2Q <del>3Q 4Q</del>	<i>Nuxter, Candy</i>	<i>33</i>	<del>P1</del> P2 P3 P4 P5							3	-	1	6
	1Q 2Q <del>3Q 4Q</del>	<i>Nildebrand, Emily</i>	<i>41</i>	<del>P1</del> P2 P3 2 P4 P5							1	-	1	2
	1Q 2Q <del>3Q 4Q</del>	<i>Whitemire, Laura</i>	<i>10</i>	P1 P2 P3 P4 P5							-	-	-	-
	1Q 2Q 3Q 4Q			P1 P2 P3 P4 P5										
	1Q 2Q 3Q 4Q			P1 P2 P3 P4 P5										
	1Q 2Q 3Q 4Q			P1 P2 P3 P4 P5										
	1Q 2Q 3Q 4Q			P1 P2 P3 P4 P5										
	1Q 2Q 3Q 4Q			P1 P2 P3 P4 P5										
	1Q 2Q 3Q 4Q			P1 P2 P3 P4 P5										



<b>TIME OUTS</b>				<b>TEAM FOULS</b>	<b>FIRST HALF</b>						<b>SECOND HALF</b>						<b>TEAM TOTALS</b>
1ST Q	2ND Q	3RD Q	4TH Q		1	2	3	4	5	6	1	2	3	4	5	6	
				<b>FREE THROWS ATTEMPTED</b>	<i>14</i>						<b>FREE THROWS MADE</b>						<b>PERCENT</b>
											<i>2</i>						



<b>TEAM</b> Plymouth	<b>RUNNING SCORE</b>	1	2	3	4	5	6	7	8	9	10	11	12	13	14	15	16	17	18	19	20	21	22	23	24	25	26	27	28								
<b>COACH</b> Echelberry		29	30	31	32	33	34	35	36	37	38	39	40	41	42	43	44	45	46	47	48	49	50	51	52	53	54	55	56	57	58	59	60	61	62	63	64
<b>PLACE</b> EDISON		65	66	67	68	69	70	71	72	73	74	75	76	77	78	79	80	81	82	83	84	85	86	87	88	89	90	91	92	93	94	95	96	97	98	99	100
<b>REFEREE</b> Jerry Hedrick	<b>UMPIRE</b> Daryl Long	101	102	103	104	105	106	107	108	109	110	111	112	113	114	115	116	117	118	119	120	121	122	123	124	125	126	127	128	129	130	131	132	133	134	135	136
		<b>FIRST QUARTER SCORE</b> 2					<b>FIRST HALF SCORE</b> 12					<b>THIRD QUARTER SCORE</b> 20					<b>FINAL SCORE</b> 22																				

POS	QUARTERS PLAYED	PLAYER	NO.	FOULS	FIRST HALF		SECOND HALF		OVER-TIME	SUMMARY			
					1ST QTR.	2ND QTR.	3RD QTR.	4TH QTR.		FG	FT	F	TP
	<del>1Q</del> <del>2Q</del>	+ (con)	12	<del>P1</del> <del>P2</del> <del>P3</del>	2	2	2	2		-	-	5	-
	<del>3Q</del> <del>4Q</del>	HUDSON, DIANNA		<del>P4</del> <del>P5</del>									
	<del>1Q</del> <del>2Q</del>	MARTIN, ANGIE	50	<del>P1</del> <del>P2</del> <del>P3</del>	2	2	2	2		4	-	1	8
	<del>3Q</del> <del>4Q</del>			<del>P4</del> <del>P5</del>									
	<del>1Q</del> <del>2Q</del>	HOWELL, KAREN	24	<del>P1</del> <del>P2</del> <del>P3</del>	2	2	2	2		-	-	-	-
	<del>3Q</del> <del>4Q</del>			<del>P4</del> <del>P5</del>									
	<del>1Q</del> <del>2Q</del>	TACKETT, TAMI	22	<del>P1</del> <del>P2</del> <del>P3</del>	2	2	2	2		3	1/2	-	6
	<del>3Q</del> <del>4Q</del>			<del>P4</del> <del>P5</del>									
	<del>1Q</del> <del>2Q</del>	+ (con)	35	<del>P1</del> <del>P2</del> <del>P3</del>	2	2	2	2		3	1/2	2	6
	<del>3Q</del> <del>4Q</del>			<del>P4</del> <del>P5</del>									
	<del>1Q</del> <del>2Q</del>	NIEDERMEIER, KAY	44	<del>P1</del> <del>P2</del> <del>P3</del>	2	2	2	2		1	-	1	2
	<del>3Q</del> <del>4Q</del>			<del>P4</del> <del>P5</del>									
	<del>1Q</del> <del>2Q</del>	TUTTLE, CAROL	52	<del>P1</del> <del>P2</del> <del>P3</del>	2	2	2	2		-	-	-	-
	<del>3Q</del> <del>4Q</del>			<del>P4</del> <del>P5</del>									
	<del>1Q</del> <del>2Q</del>	TASH, TAMMY	45	<del>P1</del> <del>P2</del> <del>P3</del>	2	2	2	2		-	-	-	-
	<del>3Q</del> <del>4Q</del>			<del>P4</del> <del>P5</del>									
	<del>1Q</del> <del>2Q</del>	THORNSBERRY, KAREN	43	<del>P1</del> <del>P2</del> <del>P3</del>	2	2	2	2		-	-	1	-
	<del>3Q</del> <del>4Q</del>			<del>P4</del> <del>P5</del>									
	<del>1Q</del> <del>2Q</del>	CLICK, BARB	23	<del>P1</del> <del>P2</del> <del>P3</del>	2	2	2	2		-	1/2	-	-
	<del>3Q</del> <del>4Q</del>			<del>P4</del> <del>P5</del>									
	<del>1Q</del> <del>2Q</del>	COLLINS, MICHELLE	21	<del>P1</del> <del>P2</del> <del>P3</del>	2	2	2	2		-	-	-	-
	<del>3Q</del> <del>4Q</del>			<del>P4</del> <del>P5</del>									
	<del>1Q</del> <del>2Q</del>	THOMPSON, CHRISTIAN	21	<del>P1</del> <del>P2</del> <del>P3</del>	2	2	2	2		-	-	-	-
	<del>3Q</del> <del>4Q</del>			<del>P4</del> <del>P5</del>									
	<del>1Q</del> <del>2Q</del>			<del>P1</del> <del>P2</del> <del>P3</del>	2	2	2	2		-	-	-	-
	<del>3Q</del> <del>4Q</del>			<del>P4</del> <del>P5</del>									
	<del>1Q</del> <del>2Q</del>			<del>P1</del> <del>P2</del> <del>P3</del>	2	2	2	2		-	-	-	-
	<del>3Q</del> <del>4Q</del>			<del>P4</del> <del>P5</del>									

<b>TIME OUTS</b>				<b>TEAM FOULS</b>	<b>FIRST HALF</b>	<b>SECOND HALF</b>	<b>TEAM TOTALS</b>
1ST Q	2ND Q	3RD Q	4TH Q		5 6	4 5 6	11 1/2 10 22
		50 (2:47)	2A (3:00)	<b>FREE THROWS ATTEMPTED</b>	5	<b>FREE THROWS MADE</b>	0
							<b>PERCENT</b>
							0%



<b>TEAM</b> Edison	<b>RUNNING SCORE</b>																																			
<b>COACH</b> Joeller	1	2	3	4	5	6	7	8	9	10	11	12	13	14	15	16	17	18	19	20	21	22	23	24	25	26	27	28								
<b>DATE</b> Dec. 6, 1983	29	30	31	32	33	34	35	36	37	38	39	40	41	42	43	44	45	46	47	48	49	50	51	52	53	54	55	56	57	58	59	60	61	62	63	64
<b>SCORER</b> DM	65	66	67	68	69	70	71	72	73	74	75	76	77	78	79	80	81	82	83	84	85	86	87	88	89	90	91	92	93	94	95	96	97	98	99	100
<b>TIMER</b>	FIRST QUARTER SCORE 6							FIRST HALF SCORE 16							THIRD QUARTER SCORE 24							FINAL SCORE 26														

POS	QUARTERS PLAYED	PLAYER	NO.	FOULS	FIRST HALF		SECOND HALF		OVER-TIME	SUMMARY			
					1ST QTR.	2ND QTR.	3RD QTR.	4TH QTR.		FG	FT	F	TP
	1Q 2Q 3Q 4Q	+ B. Young	32	P1 P2 P3 P4 P5	2	2 2	2 2			5	-	2	10
	1Q 2Q 3Q 4Q	++ K. Metzger	40	P1 P2 P3 P4 P5						-	-	3	-
	1Q 2Q 3Q 4Q	+ K. McCreery	35	P1 P2 P3 P4 P5			2			1	-	-	2
	1Q 2Q 3Q 4Q	(capt) (con) J. Paterson	34	P1 P2 P3 P4 P5	2	2				2 1/2	1	4	
	1Q 2Q 3Q 4Q	+ L. Burke	42	P1 P2 P3 P4 P5	2	2	2	2		4	-	3	8
	1Q 2Q 3Q 4Q	+ S. Thayer	22	P1 P2 P3 P4 P5						-	-	-	-
	1Q 2Q 3Q 4Q	- L. Buggele	33	P1 P2 P3 P4 P5						-	-	-	-
	1Q 2Q 3Q 4Q	- C. Ward	13	P1 P2 P3 P4 P5						-	-	-	-
	1Q 2Q 3Q 4Q	(capt) K. Stephens	45	P1 P2 P3 P4 P5						-	-	-	-
	1Q 2Q 3Q 4Q	- D. Vegarise	44	P1 P2 P3 P4 P5		2				1	-	-	2
	1Q 2Q 3Q 4Q	- C. Bango	43	P1 P2 P3 P4 P5						-	-	-	-
	1Q 2Q 3Q 4Q	- L. Schultz	25 <del>1576</del>	P1 P2 P3 P4 P5						-	-	-	-
	1Q 2Q 3Q 4Q			P1 P2 P3 P4 P5	6								
	1Q 2Q 3Q 4Q			P1 P2 P3 P4 P5			10						
	1Q 2Q 3Q 4Q			P1 P2 P3 P4 P5				8					
	1Q 2Q 3Q 4Q			P1 P2 P3 P4 P5									2

<b>TIME OUTS</b>				<b>TEAM FOULS</b>	FIRST HALF	SECOND HALF	<b>TEAM TOTALS</b>	13	1/2	9	26
1ST Q	2ND Q	3RD Q	4TH Q		6	6					
	32 (4:06)		42 (1:19)	<b>FREE THROWS ATTEMPTED</b>	2	<b>FREE THROWS MADE</b>	0	<b>PERCENT</b>			



<b>TEAM</b> Plymouth	<b>RUNNING SCORE</b>																																			
<b>COACH</b> Echelberry	1	2	3	4	5	6	7	8	9	10	11	12	13	14	15	16	17	18	19	20	21	22	23	24	25	26	27	28								
<b>PLACE</b> Plymouth	29	30	31	32	33	34	35	36	37	38	39	40	41	42	43	44	45	46	47	48	49	50	51	52	53	54	55	56	57	58	59	60	61	62	63	64
<b>REFEREE</b> Bill Perry	65	66	67	68	69	70	71	72	73	74	75	76	77	78	79	80	81	82	83	84	85	86	87	88	89	90	91	92	93	94	95	96	97	98	99	100
<b>UMPIRE</b> Jim MASCUARI	101	102	103	104	105	106	107	108	109	110	111	112	113	114	115	116	117	118	119	120	121	122	123	124	125	126	127	128	129	130	131	132	133	134	135	136
											FIRST QUARTER SCORE 11					FIRST HALF SCORE 22					THIRD QUARTER SCORE 34					FINAL SCORE 37										

POS	QUARTERS PLAYED	PLAYER	NO.	FOULS	FIRST HALF		SECOND HALF		OVER-TIME	SUMMARY				
					1ST QTR.	2ND QTR.	3RD QTR.	4TH QTR.		FG	FT	F	TP	
	1Q 2Q 3Q 4Q	<sup>(CON)</sup> Hudson, Diana 12		P1 P2 P3 P4 P5	2	22					3	-	3	6
	1Q 2Q 3Q 4Q	Martin, Angie 50		P1 P2 P3 P4 P5		22	22				4	-	3	8
	1Q 2Q 3Q 4Q	Nowell, Karen 24		P1 P2 P3 P4 P5							-	-	-	-
	1Q 2Q 3Q 4Q	Beckett, Jami 22		P1 P2 P3 P4 P5	2		2				2	-	1	4
	1Q 2Q 3Q 4Q	<sup>(CON)</sup> Niedermeier, Kay 32		P1 P2 P3 P4 P5	2 2 2		2 2				5 1/2	-	1	11
	1Q 2Q 3Q 4Q	Tuttle, Carol 44		P1 P2 P3 P4 P5		2					1	1/2	2	3
	1Q 2Q 3Q 4Q	Jash, Jimmy 52		P1 P2 P3 P4 P5			2				1	-	-	2
	1Q 2Q 3Q 4Q	Thornsbury, Kari 20		P1 P2 P3 P4 P5							-	0 1/2	-	-
	1Q 2Q 3Q 4Q	Click, Barb 40		P1 P2 P3 P4 P5							1	-	-	2
	1Q 2Q 3Q 4Q	Collins, Michelle 34		P1 P2 P3 P4 P5							-	1/2	-	1
	1Q 2Q 3Q 4Q	Thompson, Christian 30		P1 P2 P3 P4 P5							-	-	-	-

<b>TIME OUTS</b>				<b>TEAM FOULS</b>	<b>FIRST HALF</b>	<b>SECOND HALF</b>	<b>TEAM TOTALS</b>
1ST Q	2ND Q	3RD Q	4TH Q		7	4 5 6	17 3/4 10 37
	32 (3:12)			<b>FREE THROWS ATTEMPTED</b>	7	<b>FREE THROWS MADE</b>	<b>PERCENT</b>
						3	43%



<b>TEAM</b> <i>Mapleton</i> <b>COACH</b> <i>Bohland</i> <b>DATE</b> <i>Dec. 8, 1983</i> <b>SCORER</b> <i>D M</i>	<b>RUNNING SCORE</b>																																			
	1	2	3	4	5	6	7	8	9	10	11	12	13	14	15	16	17	18	19	20	21	22	23	24	25	26	27	28								
	29	30	31	32	33	34	35	36	37	38	39	40	41	42	43	44	45	46	47	48	49	50	51	52	53	54	55	56	57	58	59	60	61	62	63	64
	65	66	67	68	69	70	71	72	73	74	75	76	77	78	79	80	81	82	83	84	85	86	87	88	89	90	91	92	93	94	95	96	97	98	99	100
101	102	103	104	105	106	107	108	109	110	111	112	113	114	115	116	117	118	119	120	121	122	123	124	125	126	127	128	129	130	131	132	133	134	135	136	
<b>TIMER</b>														<b>FIRST QUARTER SCORE</b> <i>6</i>				<b>FIRST HALF SCORE</b> <i>12</i>				<b>THIRD QUARTER SCORE</b> <i>13</i>				<b>FINAL SCORE</b> <i>15</i>										

POS	QUARTERS PLAYED	PLAYER	NO.	FOULS	FIRST HALF		SECOND HALF		OVER-TIME	SUMMARY			
					1ST QTR.	2ND QTR.	3RD QTR.	4TH QTR.		FG	FT	F	TP
	1Q 2Q 3Q 4Q	<i>+++ - (Capt)</i> <i>Dull, Amy</i>	<i>51</i>	P1 P2 P3 P4 P5						-	-	-	-
	1Q 2Q 3Q 4Q	<i>++ (Capt) -</i> <i>Ehrhardt, Val</i>	<i>53</i>	<del>P1 P2 P3</del> <del>P4 P5</del>	<i>22</i>					2	-	4	4
	1Q 2Q 3Q 4Q	<i>Gribben, Connie</i>	<i>11</i>	P1 P2 P3 P4 P5		<i>0</i>				-	<i>3/3</i>	-	2
	1Q 2Q 3Q 4Q	<i>+ Farr, Betsy</i>	<i>55</i>	<del>P1 P2 P3</del> P4 P5	<i>2</i>	<i>2</i>				2	-	2	4
	1Q 2Q 3Q 4Q	<i>++ -</i> <i>Jackson, Amy</i>	<i>42</i>	<del>P1 P2 P3</del> P4 P5						-	-	1	-
	1Q 2Q 3Q 4Q	<i>(con)</i> <i>Keener, Myra</i>	<i>32</i>	<del>P1 P2 P3</del> P4 P5						-	-	1	-
	1Q 2Q 3Q 4Q	<i>+ (Capt)</i> <i>Myers, Jackie</i>	<i>35</i>	<del>P1 P2 P3</del> P4 P5		<i>0000</i>	<i>0</i>			-	<i>3/6</i>	1	3
	1Q 2Q 3Q 4Q	<i>+ Dickoli, Donna</i>	<i>34</i>	<del>P1 P2 P3</del> P4 P5						-	-	-	-
	1Q 2Q 3Q 4Q	<i>+++</i> <i>Yarosh, Audrey</i>	<i>40</i>	<del>P1 P2 P3</del> P4 P5				<i>2</i>		1	-	2	2
	1Q 2Q 3Q 4Q			P1 P2 P3 P4 P5									
	1Q 2Q 3Q 4Q			P1 P2 P3 P4 P5									
	1Q 2Q 3Q 4Q			P1 P2 P3 P4 P5									
	1Q 2Q 3Q 4Q			P1 P2 P3 P4 P5									

<b>TIME OUTS</b>				<b>TEAM FOULS</b>	<b>FIRST HALF</b>	<b>SECOND HALF</b>	<b>TEAM TOTALS</b>	<i>5</i>	<i>3/9</i>	<i>11</i>	<i>15</i>
1ST Q	2ND Q	3RD Q	4TH Q		<i>6</i>	<i>5</i>		<b>PERCENT</b>	<i>56%</i>		
				<b>FREE THROWS ATTEMPTED</b>	<i>9</i>	<b>FREE THROWS MADE</b>	<i>5</i>				



<b>TEAM</b> Plymouth	<b>RUNNING SCORE</b>	1	2	3	4	5	6	7	8	9	10	11	12	13	14	15	16	17	18	19	20	21	22	23	24	25	26	27	28								
<b>COACH</b> Echelberry		29	30	31	32	33	34	35	36	37	38	39	40	41	42	43	44	45	46	47	48	49	50	51	52	53	54	55	56	57	58	59	60	61	62	63	64
<b>PLACE</b> Greenwich		65	66	67	68	69	70	71	72	73	74	75	76	77	78	79	80	81	82	83	84	85	86	87	88	89	90	91	92	93	94	95	96	97	98	99	100
<b>REFEREE</b> Dean Pundy	<b>UMPIRE</b> Daryl H. Long	101	102	103	104	105	106	107	108	109	110	111	112	113	114	115	116	117	118	119	120	121	122	123	124	125	126	127	128	129	130	131	132	133	134	135	136
		<b>FIRST QUARTER SCORE</b> 6					<b>FIRST HALF SCORE</b> 17					<b>THIRD QUARTER SCORE</b> 23					<b>FINAL SCORE</b> 34																				

POS	QUARTERS PLAYED	PLAYER	NO.	FOULS	FIRST HALF		SECOND HALF		OVER-TIME	SUMMARY			
					1ST QTR.	2ND QTR.	3RD QTR.	4TH QTR.		FG	FT	F	TP
	1Q 2Q 3Q 4Q	(CON) HUDSON, DIANNA <i>capt</i>	12	P2 P3 P4 P5		0	2				1 1/3	1	3
	1Q 2Q 3Q 4Q	MARTIN, ANGIE	50	P1 P3 P4 P5	2						2 1/2	2	4
	1Q 2Q 3Q 4Q	+ HOWELL, KAREN	24	P1 P3 P4 P5							-	-	1
	1Q 2Q 3Q 4Q	TACKETT, TAMM	22	P1 P3 P4 P5	2 2	2 2	2 00				5 1/2	2	10
	1Q 2Q 3Q 4Q	(CON) NIEDERMEIER, KAY	35	P1 P3 P4 P5		0 0 2 2 0 2	2				4 7/10	2	15
	1Q 2Q 3Q 4Q	TUTTLE, CAROL	44	P1 P3 P4 P5							1 1/1	3	2
	1Q 2Q 3Q 4Q	TASH, TAMMY <i>capt</i>	52	P1 P2 P3 P4 P5							-	-	-
	1Q 2Q 3Q 4Q	Thornsberry, KAREN	45	P1 P2 P3 P4 P5							-	-	-
	1Q 2Q 3Q 4Q	<del>CLICK, BARB</del>	<del>43</del>	P1 P2 P3 P4 P5							-	-	-
	1Q 2Q 3Q 4Q	COLLINS, MICHELLE	23	P1 P2 P3 P4 P5							-	-	-
	1Q 2Q 3Q 4Q	Thompson, CHRISTIAN	21	P1 P2 P3 P4 P5							-	-	-
	1Q 2Q 3Q 4Q			P1 P2 P3 P4 P5									
	1Q 2Q 3Q 4Q			P1 P2 P3 P4 P5									

<b>TIME OUTS</b>				<b>TEAM FOULS</b>	<b>FIRST HALF</b>	<b>SECOND HALF</b>	<b>TEAM TOTALS</b>
1ST Q	2ND Q	3RD Q	4TH Q				
			44(0:13)		16	8	13 8/16 11 34
				<b>FREE THROWS ATTEMPTED</b>	<b>FREE THROWS MADE</b>		<b>PERCENT</b>



<b>TEAM</b> <i>South Central</i>	<b>RUNNING SCORE</b>																																			
<b>COACH</b> <i>Fox</i>	1	2	3	4	5	6	7	8	9	10	11	12	13	14	15	16	17	18	19	20	21	22	23	24	25	26	27	28								
<b>DATE</b> <i>12-13-83</i>	29	30	31	32	33	34	35	36	37	38	39	40	41	42	43	44	45	46	47	48	49	50	51	52	53	54	55	56	57	58	59	60	61	62	63	64
<b>SCORER</b> <i>D M</i>	65	66	67	68	69	70	71	72	73	74	75	76	77	78	79	80	81	82	83	84	85	86	87	88	89	90	91	92	93	94	95	96	97	98	99	100
<b>TIMER</b>	101	102	103	104	105	106	107	108	109	110	111	112	113	114	115	116	117	118	119	120	121	122	123	124	125	126	127	128	129	130	131	132	133	134	135	136
											FIRST QUARTER SCORE <i>8</i>					FIRST HALF SCORE <i>12</i>					THIRD QUARTER SCORE <i>22</i>					FINAL SCORE <i>33</i>										

POS	QUARTERS PLAYED	PLAYER	NO.	FOULS	FIRST HALF		SECOND HALF		OVER-TIME	SUMMARY				
					1ST QTR.	2ND QTR.	3RD QTR.	4TH QTR.		FG	FT	F	TP	
	1Q 2Q 3Q 4Q	<i>Buskey</i>	<i>34</i>	P1 P2 P3 P4 P5			2				1	-	-	2
	1Q 2Q 3Q 4Q	<i>L. Brown</i>	<i>14</i>	P1 P2 P3 P4 P5	2		2				2	-	1	4
	1Q 2Q 3Q 4Q	<i>K. Rowley</i>	<i>44</i>	P1 P2 P3 P4 P5	2	2	2	2	0		4	1/4	3	9
	1Q 2Q 3Q 4Q	<i>B. Walker (con)</i>	<i>12</i>	P1 P2 P3 P4 P5	2						1	-	5	2
	1Q 2Q 3Q 4Q	<i>Karen Leak (con)</i>	<i>20</i>	P1 P2 P3 P4 P5					2		1	-	2	2
	1Q 2Q 3Q 4Q	<i>Kathy Leak (con)</i>	<i>10</i>	P1 P2 P3 P4 P5			2				1	-	2	2
	1Q 2Q 3Q 4Q	<i>Woodruff capt's</i>	<i>42</i>	P1 P2 P3 P4 P5	2	0 2	2	2 2 2			6	0/4	5	12
	1Q 2Q 3Q 4Q	<i>Dewitt</i>	<i>30</i>	P1 P2 P3 P4 P5							-	-	1	-
	1Q 2Q 3Q 4Q	<i>Sweeting</i>	<i>22</i>	P1 P2 P3 P4 P5							-	-	-	-
	1Q 2Q 3Q 4Q	<i>K. Robson</i>	<i>32</i>	P1 P2 P3 P4 P5							-	-	-	-
	1Q 2Q 3Q 4Q	<i>Craft</i>	<i>24</i>	P1 P2 P3 P4 P5							-	-	-	-
	1Q 2Q 3Q 4Q			P1 P2 P3 P4 P5										
	1Q 2Q 3Q 4Q			P1 P2 P3 P4 P5										
	1Q 2Q 3Q 4Q			P1 P2 P3 P4 P5										

<b>TIME OUTS</b>				<b>TEAM FOULS</b>	<b>FIRST HALF</b>	<b>SECOND HALF</b>	<b>TEAM TOTALS</b>	<b>PERCENT</b>
1ST Q	2ND Q	3RD Q	4TH Q				16 1/8	19 33
<i>14 (1:55)</i>			<i>20 (2:53)</i> <i>24 (3:14)</i>	<b>FREE THROWS ATTEMPTED</b>	<i>8</i>	<b>FREE THROWS MADE</b>	<i>1</i>	

*OT. 20:49*






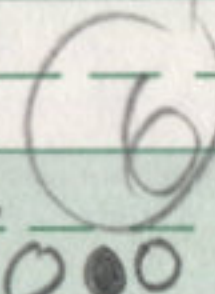

TEAM Plymouth	RUNNING SCORE																																			
COACH Echelberry	1	2	3	4	5	6	7	8	9	10	11	12	13	14	15	16	17	18	19	20	21	22	23	24	25	26	27	28								
PLACE Plymouth	29	30	31	32	33	34	35	36	37	38	39	40	41	42	43	44	45	46	47	48	49	50	51	52	53	54	55	56	57	58	59	60	61	62	63	64
REFEREE <i>[Signature]</i>	65	66	67	68	69	70	71	72	73	74	75	76	77	78	79	80	81	82	83	84	85	86	87	88	89	90	91	92	93	94	95	96	97	98	99	100
UMPIRE <i>Brett Walboughby</i> <i>Linda Dupont</i>	101	102	103	104	105	106	107	108	109	110	111	112	113	114	115	116	117	118	119	120	121	122	123	124	125	126	127	128	129	130	131	132	133	134	135	136
FIRST QUARTER SCORE 12	FIRST HALF SCORE 1 (13)	THIRD QUARTER SCORE 10 (23)	FINAL SCORE 6 (29)																																	

POS	QUARTERS PLAYED	PLAYER	NO.	FOULS	FIRST HALF		SECOND HALF		OVER-TIME	SUMMARY			
					1ST QTR.	2ND QTR.	3RD QTR.	4TH QTR.		FG	FT	F	TP
	<del>1Q</del> <del>2Q</del>	Capt (Con) <del>Hudson, Dianna</del>	12	P1 P2 P3 P4 P5						-	-	1	0
	<del>1Q</del> <del>2Q</del>	<del>Martin, Angie</del>	50	P1 P2 P3 P4 P5	2	2				3	-	1	6
	<del>1Q</del> <del>2Q</del>	<del>Tackett, Tami</del>	22	P1 P2 P3 P4 P5						-	-	-	0
	<del>1Q</del> <del>2Q</del>	(Con) <del>Niedermeier, Kay</del>	32	P1 P2 P3 P4 P5	2	2				2	-	-	4
	<del>1Q</del> <del>2Q</del>	<del>Tuttle, Carol</del>	44	P1 P2 P3 P4 P5	2			2	2	3	-	-	6
	<del>1Q</del> <del>2Q</del>	Capt. <del>Tash, Tammy</del>	52	P1 P2 P3 P4 P5	12	1	10	0	6	-	-	1	0
	<del>1Q</del> <del>2Q</del>	<del>Thornsberry, Karen</del>	20	P1 P2 P3 P4 P5		0	2	0	0	2	2	-	6
	<del>1Q</del> <del>2Q</del>	<del>Click, Barb</del>	40	P1 P2 P3 P4 P5			2			-	-	2	0
	<del>1Q</del> <del>2Q</del>	<del>Collins, Michelle</del>	34	P1 P2 P3 P4 P5		0				2	-	2	4
	<del>1Q</del> <del>2Q</del>	<del>Thompson, Christian</del>	30	P1 P2 P3 P4 P5			2	0	0	1	1	-	3

TIME OUTS				TEAM FOULS	FIRST HALF	SECOND HALF	TEAM TOTALS	13	3	7	29	
1ST Q	2ND Q	3RD Q	4TH Q		1 2 3 4 5 6	1 2 3 4 5 6	PERCENT	30				
	2:46 (30)			FREE THROWS ATTEMPTED	10	FREE THROWS MADE	3					



<b>TEAM</b> <i>Black River</i> <b>COACH</b> <i>T. Ward</i> <b>DATE</b> <i>12-15-83</i> <b>SCORER</b> <i>Frank Haber</i>	<b>RUNNING SCORE</b>										1	2	3	4	5	6	7	8	9	10	11	12	13	14	15	16	17	18	19	20	21	22	23	24	25	26	27	28
	29	30	31	32	33	34	35	36	37	38	39	40	41	42	43	44	45	46	47	48	49	50	51	52	53	54	55	56	57	58	59	60	61	62	63	64		
	65	66	67	68	69	70	71	72	73	74	75	76	77	78	79	80	81	82	83	84	85	86	87	88	89	90	91	92	93	94	95	96	97	98	99	100		
	101	102	103	104	105	106	107	108	109	110	111	112	113	114	115	116	117	118	119	120	121	122	123	124	125	126	127	128	129	130	131	132	133	134	135	136		
<b>TIMER</b> <i>Scott Ryan</i>										<b>FIRST QUARTER SCORE</b> 0					<b>FIRST HALF SCORE</b> 7 (7)					<b>THIRD QUARTER SCORE</b> 0 (13)					<b>FINAL SCORE</b> 6 (19)													

POS	QUARTERS PLAYED	PLAYER	NO.	FOULS	FIRST HALF		SECOND HALF		OVER-TIME	SUMMARY			
					1ST QTR.	2ND QTR.	3RD QTR.	4TH QTR.		FG	FT	F	TP
	<del>1Q 2Q</del> <del>3Q 4Q</del>	Williams, Tracie	11	P1 P2 P3 P4 P5						-	-	1	0
	<del>1Q 2Q</del> <del>3Q 4Q</del>	Frietag, Stacie <i>capt.</i>	40	P1 P2 P3 P4 P5			22	2		3	-	3	6
	<del>1Q 2Q</del> <del>3Q 4Q</del>	Zumack, Meg	12	P1 P2 P3 P4 P5	2			00		1	1	1	3
	<del>1Q 2Q</del> <del>3Q 4Q</del>	Mills, Jenny	24	P1 P2 P3 P4 P5						-	-	-	0
	<del>1Q 2Q</del> <del>3Q 4Q</del>	Clark, Nancy <i>capt.</i>	23	P1 P2 P3 P4 P5						-	-	2	0
	<del>1Q 2Q</del> <del>3Q 4Q</del>	Knorr, Melanie	14	P1 P2 P3 P4 P5		22		2		2		3	2 4 8
	<del>1Q 2Q</del> <del>3Q 4Q</del>	Ishikawa, Nozomi	41	P1 P2 P3 P4 P5			2			1	-	-	2
	<del>1Q 2Q</del> <del>3Q 4Q</del>	Hales, Sandy <i>(cont.)</i>	44	P1 P2 P3 P4 P5						-	-	-	0
	<del>1Q 2Q</del> <del>3Q 4Q</del>	Panos, Sharon	10	P1 P2 P3 P4 P5						-	-	-	0
	<del>1Q 2Q</del> <del>3Q 4Q</del>	Hokes, Sue	35	P1 P2 P3 P4 P5						-	-	1	0
	<del>1Q 2Q</del> <del>3Q 4Q</del>	Yahnke, Jeanne	50	P1 P2 P3 P4 P5						-	-	-	0
	<del>1Q 2Q</del> <del>3Q 4Q</del>	Fenton, Theresa	45	P1 P2 P3 P4 P5						-	-	1	0
	<del>1Q 2Q</del> <del>3Q 4Q</del>	Wutherick, Lisa	15	P1 P2 P3 P4 P5						-	-	-	0

<b>TIME OUTS</b>				<b>TEAM FOULS</b>	<b>FIRST HALF</b>	<b>SECOND HALF</b>	<b>TEAM TOTALS</b>	8	3	13	19
1ST Q	2ND Q	3RD Q	4TH Q								
1:47 (11)				<b>FREE THROWS ATTEMPTED</b>	8	<b>FREE THROWS MADE</b>	3	<b>PERCENT</b>			



TEAM Plymouth

COACH Echelberry

PLACE Lucas

REFEREE Mike Davis

RUNNING SCORE		1	2	3	4	5	6	7	8	9	10	11	12	13	14	15	16	17	18	19	20	21	22	23	24	25	26	27	28								
		29	30	31	32	33	34	35	36	37	38	39	40	41	42	43	44	45	46	47	48	49	50	51	52	53	54	55	56	57	58	59	60	61	62	63	64
		65	66	67	68	69	70	71	72	73	74	75	76	77	78	79	80	81	82	83	84	85	86	87	88	89	90	91	92	93	94	95	96	97	98	99	100
		101	102	103	104	105	106	107	108	109	110	111	112	113	114	115	116	117	118	119	120	121	122	123	124	125	126	127	128	129	130	131	132	133	134	135	136

UMPIRE *Greg Spent* FIRST QUARTER SCORE 8 FIRST HALF SCORE 15 THIRD QUARTER SCORE 21 FINAL SCORE 30

POS	QUARTERS PLAYED	PLAYER	NO.	FOULS	FIRST HALF		SECOND HALF		OVER-TIME	SUMMARY				
					1ST QTR.	2ND QTR.	3RD QTR.	4TH QTR.		FG	FT	F	TP	
	1Q 2Q 3Q 4Q	Hudson, Dianna	12	P1 P2 P3 P4 P5	2						1	6/6	-	8
	1Q 2Q 3Q 4Q	Martin, Angie	50	P1 P2 P3 P4 P5	2						1	1/2	1	3
	1Q 2Q 3Q 4Q	Tackett, Tami	22	P1 P2 P3 P4 P5							1	2/5	2	4
	1Q 2Q 3Q 4Q	Niedermier, Kay	35	P1 P2 P3 P4 P5	2						2	5/8	3	9
	1Q 2Q 3Q 4Q	Tuttle, Carol	44	P1 P2 P3 P4 P5	2						2	-	1	4
	1Q 2Q 3Q 4Q	Tash, Tammy	52	P1 P2 P3 P4 P5							-	-	-	-
	1Q 2Q 3Q 4Q	Thornsberry, Karen	45	P1 P2 P3 P4 P5							-	-	1	-
	1Q 2Q 3Q 4Q	Click, Barb	40	P1 P2 P3 P4 P5							-	-	-	-
	1Q 2Q 3Q 4Q	Collins, Michelle	34	P1 P2 P3 P4 P5							-	-	-	-
	1Q 2Q 3Q 4Q	Thompson, Christian	30	P1 P2 P3 P4 P5							-	-	-	-
	1Q 2Q 3Q 4Q	Howell, Karen	24	P1 P2 P3 P4 P5							1	0/2	-	2
	1Q 2Q 3Q 4Q			P1 P2 P3 P4 P5										
	1Q 2Q 3Q 4Q			P1 P2 P3 P4 P5										
	1Q 2Q 3Q 4Q			P1 P2 P3 P4 P5										
	1Q 2Q 3Q 4Q			P1 P2 P3 P4 P5										

TIME OUTS				TEAM FOULS	FIRST HALF	SECOND HALF	TEAM TOTALS	PERCENT
1ST Q	2ND Q	3RD Q	4TH Q		1 2 3 4 5 6	1 2 3 4 5 6	8 14/23 8 30	61%
				FREE THROWS ATTEMPTED	23	FREE THROWS MADE	14	



TEAM <i>Lucas</i>	RUNNING SCORE																																		
	1	2	3	4	5	6	7	8	9	10	11	12	13	14	15	16	17	18	19	20	21	22	23	24	25	26	27	28							
COACH <i>Emmons</i>	RUNNING SCORE																																		
	29	30	31	32	33	34	35	36	37	38	39	40	41	42	43	44	45	46	47	48	49	50	51	52	53	54	55	56	57	58	59	60	61	62	63
DATE <i>12-19-83</i>	RUNNING SCORE																																		
	65	66	67	68	69	70	71	72	73	74	75	76	77	78	79	80	81	82	83	84	85	86	87	88	89	90	91	92	93	94	95	96	97	98	99
SCORER	RUNNING SCORE																																		
	101	102	103	104	105	106	107	108	109	110	111	112	113	114	115	116	117	118	119	120	121	122	123	124	125	126	127	128	129	130	131	132	133	134	135
TIMER										FIRST QUARTER SCORE <i>2</i>					FIRST HALF SCORE <i>2</i>					THIRD QUARTER SCORE <i>13</i>					FINAL SCORE <i>20</i>										

POS	QUARTERS PLAYED	PLAYER	NO.	FOULS	FIRST HALF		SECOND HALF		OVER-TIME	SUMMARY			
					1ST QTR.	2ND QTR.	3RD QTR.	4TH QTR.		FG	FT	F	TP
	<del>1Q 2Q</del> <del>3Q 4Q</del>	<i>Boone, L</i>	<i>32</i>	<del>P1 P2 P3</del> P4 P5	<i>2</i>		<i>2 2</i>	<i>2</i>		<i>4</i>	<i>4 1/2</i>	<i>3</i>	<i>12</i>
	<del>1Q 2Q</del> <del>3Q 4Q</del>	<i>Cowell, A</i>	<i>30</i>	<del>P1 P2 P3</del> P4 P5								<i>2</i>	
	<del>1Q 2Q</del> <del>3Q 4Q</del>	<i>Paul, K</i>	<i>44</i>	<del>P1 P2 P3</del> P4 P5				<i>2</i>			<i>1 1/2</i>	<i>3</i>	<i>3</i>
	<del>1Q 2Q</del> <del>3Q 4Q</del>	<i>McGugin, K</i>	<i>42</i>	P1 P2 P3 P4 P5									
	<del>1Q 2Q</del> <del>3Q 4Q</del>	<i>Creamer, C</i>	<i>12</i>	<del>P1 P2 P3</del> P4 P5				<i>2</i>			<i>1</i>	<i>2</i>	<i>2</i>
	<del>1Q 2Q</del> <del>3Q 4Q</del>	<i>Fox, M</i>	<i>22</i>	P1 P2 P3 P4 P5									
	<del>1Q 2Q</del> <del>3Q 4Q</del>	<i>Mitchell, T</i>	<i>52</i>	<del>P1 P2 P3</del> P4 P5			<i>00</i>				<i>1/2</i>	<i>3</i>	<i>1</i>
	<del>1Q 2Q</del> <del>3Q 4Q</del>	<i>Steward, V.</i>	<i>10</i>	P1 P2 P3 P4 P5									
	<del>1Q 2Q</del> <del>3Q 4Q</del>	<i>Lawrence, L</i>	<i>4</i>	<del>P1 P2 P3</del> P4 P5			<i>2</i>				<i>1</i>	<i>4</i>	<i>2</i>
	<del>1Q 2Q</del> <del>3Q 4Q</del>			P1 P2 P3 P4 P5									
	<del>1Q 2Q</del> <del>3Q 4Q</del>			P1 P2 P3 P4 P5									
	<del>1Q 2Q</del> <del>3Q 4Q</del>			P1 P2 P3 P4 P5									
	<del>1Q 2Q</del> <del>3Q 4Q</del>			P1 P2 P3 P4 P5									
	<del>1Q 2Q</del> <del>3Q 4Q</del>			P1 P2 P3 P4 P5									

TIME OUTS				TEAM FOULS	FIRST HALF	SECOND HALF	TEAM TOTALS
1ST Q	2ND Q	3RD Q	4TH Q		<i>1 2 3 4 5 6</i>	<i>1 2 3 4 5 6</i>	<i>7 1/2 17 20</i>
<i>32 (2:01)</i>	<i>44 (1:59)</i>				<i>11</i>	<i>6</i>	<i>55%</i>
				FREE THROWS ATTEMPTED	FREE THROWS MADE		PERCENT



<b>TEAM</b> Plymouth	<b>RUNNING SCORE</b>																																			
<b>COACH</b> Echelberry	1	2	3	4	5	6	7	8	9	10	11	12	13	14	15	16	17	18	19	20	21	22	23	24	25	26	27	28								
<b>PLACE</b> Crostview	29	30	31	32	33	34	35	36	37	38	39	40	41	42	43	44	45	46	47	48	49	50	51	52	53	54	55	56	57	58	59	60	61	62	63	64
<b>REFEREE</b> Jim Brown	65	66	67	68	69	70	71	72	73	74	75	76	77	78	79	80	81	82	83	84	85	86	87	88	89	90	91	92	93	94	95	96	97	98	99	100
<b>UMPIRE</b> Mark Harty	101	102	103	104	105	106	107	108	109	110	111	112	113	114	115	116	117	118	119	120	121	122	123	124	125	126	127	128	129	130	131	132	133	134	135	136
	<b>FIRST QUARTER SCORE</b> 6							<b>FIRST HALF SCORE</b> 7							<b>THIRD QUARTER SCORE</b> 13							<b>FINAL SCORE</b> 19														

POS	QUARTERS PLAYED	PLAYER	NO.	FOULS	FIRST HALF		SECOND HALF		OVER-TIME	SUMMARY				
					1ST QTR.	2ND QTR.	3RD QTR.	4TH QTR.		FG	FT	F	TP	
	1Q 2Q 3Q 4Q	Hudson, Dianna (con)	12	P1 P2 P3 P4 P5							-	0/4	-	-
	1Q 2Q 3Q 4Q	Capt. Martin, Angie	50	P1 P2 P3 P4 P5							1	3/2	1	4
	1Q 2Q 3Q 4Q	Tackett, Tami	22	P1 P2 P3 P4 P5			2				1	-	2	2
	1Q 2Q 3Q 4Q	Capt. Niedermeir, Kay (con)	35	P1 P2 P3 P4 P5			2				1	4/4	0	6
	1Q 2Q 3Q 4Q	Tuttle, Carol	44	P1 P2 P3 P4 P5	2						2	1/2	-	5
	1Q 2Q 3Q 4Q	Tash, Tammy	52	P1 P2 P3 P4 P5							-	-	-	-
	1Q 2Q 3Q 4Q	Thornsberry, K.	45	P1 P2 P3 P4 P5							-	-	-	-
	1Q 2Q 3Q 4Q	Click, Barb	43	P1 P2 P3 P4 P5							-	-	-	-
	1Q 2Q 3Q 4Q	Collins, Michelle	23	P1 P2 P3 P4 P5							-	-	-	-
	1Q 2Q 3Q 4Q	Thompson, Christain	21	P1 P2 P3 P4 P5							-	-	-	-
	1Q 2Q 3Q 4Q	Howell, Karen	24	P1 P2 P3 P4 P5			2				1	-	-	2
	1Q 2Q 3Q 4Q			P1 P2 P3 P4 P5										
	1Q 2Q 3Q 4Q			P1 P2 P3 P4 P5										
	1Q 2Q 3Q 4Q			P1 P2 P3 P4 P5										

<b>TIME OUTS</b>				<b>TEAM FOULS</b>		<b>FIRST HALF</b>		<b>SECOND HALF</b>		<b>TEAM TOTALS</b>									
1ST Q	2ND Q	3RD Q	4TH Q	1	2	3	4	5	6	1	2	3	4	5	6	6	7/9	3	19
22(1:03)			22(2:30)	<b>FREE THROWS ATTEMPTED</b>					<b>FREE THROWS MADE</b>					<b>PERCENT</b>					



<b>TEAM</b> <i>Crestview</i>	<b>RUNNING SCORE</b>	1	2	3	4	5	6	7	8	9	10	11	12	13	14	15	16	17	18	19	20	21	22	23	24	25	26	27	28												
<b>COACH</b> <i>Wiprus</i>		29	30	31	32	33	34	35	36	37	38	39	40	41	42	43	44	45	46	47	48	49	50	51	52	53	54	55	56	57	58	59	60	61	62	63	64				
<b>DATE</b> <i>1-5-83</i>		65	66	67	68	69	70	71	72	73	74	75	76	77	78	79	80	81	82	83	84	85	86	87	88	89	90	91	92	93	94	95	96	97	98	99	100				
<b>SCORER</b>	<b>TIMER</b>	101	102	103	104	105	106	107	108	109	110	111	112	113	114	115	116	117	118	119	120	121	122	123	124	125	126	127	128	129	130	131	132	133	134	135	136				
		<b>FIRST QUARTER SCORE</b> <i>10</i>										<b>FIRST HALF SCORE</b> <i>10</i>										<b>THIRD QUARTER SCORE</b> <i>14</i>										<b>FINAL SCORE</b> <i>16</i>									

POS	QUARTERS PLAYED	PLAYER	NO.	FOULS	FIRST HALF		SECOND HALF		OVER-TIME	SUMMARY			
					1ST QTR.	2ND QTR.	3RD QTR.	4TH QTR.		FG	FT	F	TP
	1Q 2Q 3Q 4Q	<sup>+</sup> <sup>+</sup> Sciotto, Carmia <sup>C</sup>	50	P1 P2 P3 P4 P5	2	2	2	2		4	-	1	8
	1Q 2Q 3Q 4Q	<sup>C</sup> Keener, Sherri	43	P1 P2 P3 P4 P5	2	2	2	2		4	-	4	8
	1Q 2Q 3Q 4Q	<sup>+</sup> Allen, Jill	11	P1 P2 P3 P4 P5						-	-	1	-
	1Q 2Q 3Q 4Q	<sup>+</sup> <sup>-</sup> McKenzie, Susie	33	P1 P2 P3 P4 P5						-	-	-	-
	1Q 2Q 3Q 4Q	<sup>+</sup> <sup>+</sup> <sup>+</sup> Workman, Tricia	34	P1 P2 P3 P4 P5						-	-	-	-
	1Q 2Q 3Q 4Q	<sup>+</sup> <sup>+</sup> <sup>-</sup> Keiser, Kari	24	P1 P2 P3 P4 P5						-	-	2	-
	1Q 2Q 3Q 4Q	<sup>+</sup> <sup>+</sup> Stephens, Barb	40	P1 P2 P3 P4 P5						-	-	2	-
	1Q 2Q 3Q 4Q			P1 P2 P3 P4 P5									
	1Q 2Q 3Q 4Q			P1 P2 P3 P4 P5									
	1Q 2Q 3Q 4Q			P1 P2 P3 P4 P5									
	1Q 2Q 3Q 4Q			P1 P2 P3 P4 P5									
	1Q 2Q 3Q 4Q			P1 P2 P3 P4 P5									
	1Q 2Q 3Q 4Q			P1 P2 P3 P4 P5									
	1Q 2Q 3Q 4Q			P1 P2 P3 P4 P5									
	1Q 2Q 3Q 4Q			P1 P2 P3 P4 P5									

<b>TIME OUTS</b>				<b>TEAM FOULS</b>	<b>FIRST HALF</b>	<b>SECOND HALF</b>	<b>TEAM TOTALS</b>	8	-	10	16
1ST Q	2ND Q	3RD Q	4TH Q		1 2 3 4 5 6	1 2 3 4 5 6					
	40(2:23)		50(0:42)	<b>FREE THROWS ATTEMPTED</b>		<b>FREE THROWS MADE</b>					<b>PERCENT</b>



<b>TEAM</b> Plymouth	<b>RUNNING SCORE</b>																																					
<b>COACH</b> Echelberry	1	2	3	4	5	6	7	8	9	10	11	12	13	14	15	16	17	18	19	20	21	22	23	24	25	26	27	28										
<b>PLACE</b> New London	29	30	31	32	33	34	35	36	37	38	39	40	41	42	43	44	45	46	47	48	49	50	51	52	53	54	55	56	57	58	59	60	61	62	63	64		
<b>REFEREE</b> Charlie Scott	65	66	67	68	69	70	71	72	73	74	75	76	77	78	79	80	81	82	83	84	85	86	87	88	89	90	91	92	93	94	95	96	97	98	99	100		
<b>UMPIRE</b> <i>[Signature]</i>	101	102	103	104	105	106	107	108	109	110	111	112	113	114	115	116	117	118	119	120	121	122	123	124	125	126	127	128	129	130	131	132	133	134	135	136		
	<b>FIRST QUARTER SCORE</b> 4										<b>FIRST HALF SCORE</b> 11										<b>THIRD QUARTER SCORE</b> 17										<b>FINAL SCORE</b> 20							

POS	QUARTERS PLAYED	PLAYER	NO.	FOULS	FIRST HALF		SECOND HALF		OVER-TIME	SUMMARY				
					1ST QTR.	2ND QTR.	3RD QTR.	4TH QTR.		FG	FT	F	TP	
	1Q 2Q 3Q 4Q	<del>Hudson, Dianna</del> 12		P1 P2 P3 P4 P5		0					-	0/1	5	-
	1Q 2Q 3Q 4Q	<del>Martin, Angie</del> 50		P1 P2 P3 P4 P5	00	00		0			-	1/5	3	1
	1Q 2Q 3Q 4Q	<del>Jackett, Tami</del> 22		P1 P2 P3 P4 P5	00	2		2			2	0/2	2	4
	1Q 2Q 3Q 4Q	<del>Neidermeir, Kay</del> 35		P1 P2 P3 P4 P5	2		22				3	3/4	2	9
	1Q 2Q 3Q 4Q	<del>Howell, Karen</del> 24		P1 P2 P3 P4 P5	2	2					2	1/3	-	5
	1Q 2Q 3Q 4Q	<del>Tuttle, Carol</del> 44		P1 P2 P3 P4 P5							-	-	2	-
	1Q 2Q 3Q 4Q	<del>Tash, Tammy</del> 52		P1 P2 P3 P4 P5							-	-	1	-
	1Q 2Q 3Q 4Q	<del>Thornsberry, Karen</del> 45		P1 P2 P3 P4 P5							-	-	-	-
	1Q 2Q 3Q 4Q	<del>Click, Barb</del> 43		P1 P2 P3 P4 P5		00					-	1/3	-	1
	1Q 2Q 3Q 4Q	<del>Collins, Michelle</del> 23		P1 P2 P3 P4 P5									1	
	1Q 2Q 3Q 4Q	<del>Thompson, Christina</del>		P1 P2 P3 P4 P5										
	1Q 2Q 3Q 4Q			P1 P2 P3 P4 P5										
	1Q 2Q 3Q 4Q			P1 P2 P3 P4 P5										
	1Q 2Q 3Q 4Q			P1 P2 P3 P4 P5										

<b>TIME OUTS</b>				<b>TEAM FOULS</b>		<b>FIRST HALF</b>						<b>SECOND HALF</b>						<b>TEAM TOTALS</b>							
1ST Q	2ND Q	3RD Q	4TH Q			1	2	3	4	5	6	1	2	3	4	5	6	7	18	16	20				
		35 (2:13)	12 (1:10)	FREE THROWS ATTEMPTED		18						FREE THROWS MADE						6				PERCENT			
																					33%				



<b>TEAM</b> <i>New London</i>	<b>RUNNING SCORE</b>	1	2	3	4	5	6	7	8	9	10	11	12	13	14	15	16	17	18	19	20	21	22	23	24	25	26	27	28								
<b>COACH</b> <i>Fawcett</i>		29	30	31	32	33	34	35	36	37	38	39	40	41	42	43	44	45	46	47	48	49	50	51	52	53	54	55	56	57	58	59	60	61	62	63	64
<b>DATE</b> <i>January 12, 1984</i>		65	66	67	68	69	70	71	72	73	74	75	76	77	78	79	80	81	82	83	84	85	86	87	88	89	90	91	92	93	94	95	96	97	98	99	100
<b>SCORER</b>	<b>TIMER</b>	101	102	103	104	105	106	107	108	109	110	111	112	113	114	115	116	117	118	119	120	121	122	123	124	125	126	127	128	129	130	131	132	133	134	135	136
	<b>FIRST QUARTER SCORE</b> <i>0</i>	<b>FIRST HALF SCORE</b> <i>3</i>										<b>THIRD QUARTER SCORE</b> <i>8</i>										<b>FINAL SCORE</b> <i>11</i>															

POS	QUARTERS PLAYED	PLAYER	NO.	FOULS	FIRST HALF		SECOND HALF		OVER-TIME	SUMMARY			
					1ST QTR.	2ND QTR.	3RD QTR.	4TH QTR.		FG	FT	F	TP
	<del>1Q</del> <del>2Q</del> <del>3Q</del> <del>4Q</del>	+ Eldridge, Julie	5	P1 P2 P3 P4 P5			<i>22</i> <i>00</i>				<i>2</i> <sup><i>1</i></sup> / <sub><i>2</i></sub>	<i>3</i>	<i>4</i>
	<del>1Q</del> <del>2Q</del> <del>3Q</del> <del>4Q</del>	+ McConnell, Linda	52	P1 P2 P3 P4 P5			<i>00</i>				<i>-</i>	<i>1</i> / <sub><i>2</i></sub>	<i>4</i>
	<del>1Q</del> <del>2Q</del> <del>3Q</del> <del>4Q</del>	+ Robson, Joey	40	P1 P2 P3 P4 P5		<i>1</i>		<i>2</i>			<i>1</i>	<i>2</i> <sup><i>1</i></sup> / <sub><i>2</i></sub>	<i>4</i>
	<del>1Q</del> <del>2Q</del> <del>3Q</del> <del>4Q</del>	+ Welch, Tracy	32	P1 P2 P3 P4 P5		<i>00</i>	<i>00</i>				<i>-</i>	<i>1</i> / <sub><i>4</i></sub>	<i>5</i>
	<del>1Q</del> <del>2Q</del> <del>3Q</del> <del>4Q</del>	+ Staschke, Lori <i>COV.</i>	34	P1 P2 P3 P4 P5			<i>00</i>	<i>00</i>	<i>1</i>		<i>-</i>	<i>2</i> / <sub><i>6</i></sub>	<i>2</i>
	<del>1Q</del> <del>2Q</del> <del>3Q</del> <del>4Q</del>	+ Chase, Claudia	44	P1 P2 P3 P4 P5				<i>00</i>			<i>-</i>	<i>1</i> / <sub><i>2</i></sub>	<i>-</i>
	<del>1Q</del> <del>2Q</del> <del>3Q</del> <del>4Q</del>	+ Kurz, Kim	42	P1 P2 P3 P4 P5							<i>-</i>	<i>-</i>	<i>1</i>
	<del>1Q</del> <del>2Q</del> <del>3Q</del> <del>4Q</del>			P1 P2 P3 P4 P5									
	<del>1Q</del> <del>2Q</del> <del>3Q</del> <del>4Q</del>			P1 P2 P3 P4 P5									
	<del>1Q</del> <del>2Q</del> <del>3Q</del> <del>4Q</del>			P1 P2 P3 P4 P5									
	<del>1Q</del> <del>2Q</del> <del>3Q</del> <del>4Q</del>			P1 P2 P3 P4 P5									
	<del>1Q</del> <del>2Q</del> <del>3Q</del> <del>4Q</del>			P1 P2 P3 P4 P5									
	<del>1Q</del> <del>2Q</del> <del>3Q</del> <del>4Q</del>			P1 P2 P3 P4 P5									
	<del>1Q</del> <del>2Q</del> <del>3Q</del> <del>4Q</del>			P1 P2 P3 P4 P5									
	<del>1Q</del> <del>2Q</del> <del>3Q</del> <del>4Q</del>			P1 P2 P3 P4 P5									

<b>TIME OUTS</b>				<b>TEAM FOULS</b>	<b>FIRST HALF</b>	<b>SECOND HALF</b>	<b>TEAM TOTALS</b>
<i>1</i>	<i>1</i>	<i>1</i>	<i>1</i>	<i>18</i>	<i>5</i>	<i>3 5/8</i>	<i>17 11</i>
			<i>5 (3:04)</i> <i>42 (0:32)</i>	<b>FREE THROWS ATTEMPTED</b>	<b>FREE THROWS MADE</b>	<b>PERCENT</b>	
				<i>18</i>	<i>5</i>		



<b>TEAM</b> Plymouth	<b>RUNNING SCORE</b>																																			
<b>COACH</b> Echelberry	1	2	3	4	5	6	7	8	9	10	11	12	13	14	15	16	17	18	19	20	21	22	23	24	25	26	27	28								
<b>PLACE</b> Plymouth	29	30	31	32	33	34	35	36	37	38	39	40	41	42	43	44	45	46	47	48	49	50	51	52	53	54	55	56	57	58	59	60	61	62	63	64
<b>REFEREE</b> Brett Willoughby	65	66	67	68	69	70	71	72	73	74	75	76	77	78	79	80	81	82	83	84	85	86	87	88	89	90	91	92	93	94	95	96	97	98	99	100
<b>UMPIRE</b> Dave Pauloff	101	102	103	104	105	106	107	108	109	110	111	112	113	114	115	116	117	118	119	120	121	122	123	124	125	126	127	128	129	130	131	132	133	134	135	136

FIRST QUARTER SCORE 8    FIRST HALF SCORE 26    THIRD QUARTER SCORE 35    FINAL SCORE 43

POS	QUARTERS PLAYED	PLAYER	NO.	FOULS	FIRST HALF		SECOND HALF		OVER-TIME	SUMMARY				
					1ST QTR.	2ND QTR.	3RD QTR.	4TH QTR.		FG	FT	F	TP	
	1Q 2Q 3Q 4Q	<sup>con</sup> <del>Hudson, Dianna</del>	12	P1 P2 P3 P4 P5	2						1	-	-	2
	1Q 2Q 3Q 4Q	<sup>capt.</sup> <del>Martin, Angie</del>	50	P1 P2 P3 P4 P5	22	2	22				5	1/2	3	11
	1Q 2Q 3Q 4Q	<sup>capt.</sup> <del>Tackett, Tami</del>	22	P1 P2 P3 P4 P5		222		2	00		4	1/2	4	8
	1Q 2Q 3Q 4Q	<sup>con.</sup> <del>Niedermeir, Kay</del>	32	P1 P2 P3 P4 P5		0/0 00	22				2	1/6	1	10
	1Q 2Q 3Q 4Q	<sup>+ -</sup> <del>Howell, Karen</del>	24	P1 P2 P3 P4 P5	2						1	-	2	2
	1Q 2Q 3Q 4Q	<del>Tuttle, Carol</del>	44	P1 P2 P3 P4 P5		22		2			3	1/1	1	6
	1Q 2Q 3Q 4Q	<del>Tash, Tammy</del>	52	P1 P2 P3 P4 P5							-	-	1	-
	1Q 2Q 3Q 4Q	<del>Thornsberry, Karen</del>	20	P1 P2 P3 P4 P5							-	-	-	-
	1Q 2Q 3Q 4Q	<del>Click, Barb</del>	40	P1 P2 P3 P4 P5					00/0		-	2/3	-	2
	1Q 2Q 3Q 4Q	<del>Collins, Michelle</del>	34	P1 P2 P3 P4 P5					0/0		-	2/2	1	2
	1Q 2Q 3Q 4Q	<del>Thompson, Christian</del>	30	P1 P2 P3 P4 P5							-	-	1	-
	1Q 2Q 3Q 4Q			P1 P2 P3 P4 P5										
	1Q 2Q 3Q 4Q			P1 P2 P3 P4 P5	8	18	9	8						

<b>TIME OUTS</b>				<b>TEAM FOULS</b>	<b>FIRST HALF</b>	1 2 3 4 5 6	<b>SECOND HALF</b>	1 2 3 4 5 6	<b>TEAM TOTALS</b>	16	1/16	14	43
1ST Q	2ND Q	3RD Q	4TH Q										
22(2:11)	32(0:22)												
				<b>FREE THROWS ATTEMPTED</b>	16	<b>FREE THROWS MADE</b>		11	<b>PERCENT</b>				



<b>TEAM</b> Wynford	<b>RUNNING SCORE</b>																																			
<b>COACH</b> D. Gervais	29	30	31	32	33	34	35	36	37	38	39	40	41	42	43	44	45	46	47	48	49	50	51	52	53	54	55	56	57	58	59	60	61	62	63	64
<b>DATE</b> 1-16-83	65	66	67	68	69	70	71	72	73	74	75	76	77	78	79	80	81	82	83	84	85	86	87	88	89	90	91	92	93	94	95	96	97	98	99	100
<b>SCORER</b>	101	102	103	104	105	106	107	108	109	110	111	112	113	114	115	116	117	118	119	120	121	122	123	124	125	126	127	128	129	130	131	132	133	134	135	136
<b>TIMER</b>								FIRST QUARTER SCORE <b>9</b>							FIRST HALF SCORE <b>16</b>							THIRD QUARTER SCORE <b>22</b>							FINAL SCORE <b>30</b>							

POS	QUARTERS PLAYED		PLAYER	NO.	FOULS			FIRST HALF		SECOND HALF		OVER-TIME	SUMMARY			
								1ST QTR.	2ND QTR.	3RD QTR.	4TH QTR.		FG	FT	F	TP
	1Q	2Q	+ (con.) May, Laurie	23	P1	P2	P3				2		1	-	2	2
	3Q	4Q			P4	P5										
	1Q	2Q	+ + McKibben, Andrea	12	P1	P2	P3		2				1	1/2	1	4
	3Q	4Q			P4	P5										
	1Q	2Q	+ (capt.) Sharrock, Regina	44	P1	P2	P3				0 0 0 0		-	3/4	1	2
	3Q	4Q			P4	P5										
	1Q	2Q			P1	P2	P3									
	3Q	4Q	Craff, Julie	45	P4	P5										
	1Q	2Q	+ - (con.) Ruehle, Lynda	33	P1	P2	P3									
	3Q	4Q			P4	P5										
	1Q	2Q	+ (con.) Schiefer, LeAnn	43	P1	P2	P3				0			0	2	-
	3Q	4Q			P4	P5										
	1Q	2Q	+ - Scott, Mary	55	P1	P2	P3	2			2		2	1/2	1	5
	3Q	4Q			P4	P5										
	1Q	2Q	+ + + - Hill, Janel	42	P1	P2	P3									
	3Q	4Q			P4	P5										
	1Q	2Q	(capt.) Taylor, Lisa	24	P1	P2	P3	2	2				2	0/2	1	4
	3Q	4Q			P4	P5		0 0								
	1Q	2Q	+ - Greenick, Heather	35	P1	P2	P3	2 2		2	2 2		5	3/7	2	13
	3Q	4Q			P4	P5		0 0		0 0 0	0					
	1Q	2Q	+ - Hensel, Kris	40	P1	P2	P3								4	-
	3Q	4Q			P4	P5										
	1Q	2Q	+ (con.) Smith, Jenny	22	P1	P2	P3								1	-
	3Q	4Q			P4	P5										
	1Q	2Q			P1	P2	P3									
	3Q	4Q	Weithman, Sheila	14	P4	P5										
	1Q	2Q			P1	P2	P3									
	3Q	4Q	Corfman, Cheryl	5	P4	P5										

<b>TIME OUTS</b>				<b>TEAM FOULS</b>		<b>FIRST HALF</b>						<b>SECOND HALF</b>						<b>TEAM TOTALS</b>			
1ST Q	2ND Q	3RD Q	4TH Q			1	2	3	4	5	6	1	2	3	4	5	6	11	8/17	17	30
33(4:57) 33(1:50)				FREE THROWS ATTEMPTED		17						FREE THROWS MADE						8			
																		PERCENT			



<b>TEAM</b> Plymouth	<b>RUNNING SCORE</b>	1	2	3	4	5	6	7	8	9	10	11	12	13	14	15	16	17	18	19	20	21	22	23	24	25	26	27	28								
<b>COACH</b> Echelberry		29	30	31	32	33	34	35	36	37	38	39	40	41	42	43	44	45	46	47	48	49	50	51	52	53	54	55	56	57	58	59	60	61	62	63	64
<b>PLACE</b> Plymouth		65	66	67	68	69	70	71	72	73	74	75	76	77	78	79	80	81	82	83	84	85	86	87	88	89	90	91	92	93	94	95	96	97	98	99	100
<b>REFEREE</b> [Signature]	<b>UMPIRE</b> Phil Vins	101	102	103	104	105	106	107	108	109	110	111	112	113	114	115	116	117	118	119	120	121	122	123	124	125	126	127	128	129	130	131	132	133	134	135	136
		<b>FIRST QUARTER SCORE</b> 8								<b>FIRST HALF SCORE</b> 15								<b>THIRD QUARTER SCORE</b> 21								<b>FINAL SCORE</b> 25											

POS	QUARTERS PLAYED	PLAYER	NO.	FOULS	FIRST HALF		SECOND HALF		OVER-TIME	SUMMARY				
					1ST QTR.	2ND QTR.	3RD QTR.	4TH QTR.		FG	FT	F	TP	
	1Q 2Q 3Q 4Q	<sup>capt.</sup> Hudson, Dianna <sup>(cont.)</sup>	12	P1 P2 P3 P4 P5							-	2/2	1	2
	1Q 2Q 3Q 4Q	Martin, Angie	50	P1 P2 P3 P4 P5	2						1	1/2	2	3
	1Q 2Q 3Q 4Q	Tackett, Tami	22	P1 P2 P3 P4 P5			2	2			2	2/5	-	6
	1Q 2Q 3Q 4Q	Niedermeir, Kay <sup>(cont.)</sup>	32	P1 P2 P3 P4 P5	2						4	2/5	1	10
	1Q 2Q 3Q 4Q	Howell, Karen	24	P1 P2 P3 P4 P5							-	-	-	-
	1Q 2Q 3Q 4Q	<sup>capt.</sup> Tuttle, Carol	44	P1 P2 P3 P4 P5			3	0			1	0/5	1	2
	1Q 2Q 3Q 4Q	Tash, Tammy	52	P1 P2 P3 P4 P5							-	-	-	-
	1Q 2Q 3Q 4Q	Thornsberry, Karen	20	P1 P2 P3 P4 P5							-	-	-	-
	1Q 2Q 3Q 4Q	Click, Barb	40	P1 P2 P3 P4 P5			2				1	-	2	2
	1Q 2Q 3Q 4Q	Collins, Michelle	34	P1 P2 P3 P4 P5							-	-	-	-
	1Q 2Q 3Q 4Q	Thompson, Christian	30	P1 P2 P3 P4 P5							-	-	-	-
	1Q 2Q 3Q 4Q			P1 P2 P3 P4 P5										
	1Q 2Q 3Q 4Q			P1 P2 P3 P4 P5										

<b>TIME OUTS</b>				<b>TEAM FOULS</b>	<b>FIRST HALF</b>	<b>SECOND HALF</b>	<b>TEAM TOTALS</b>	9	7/19	7	25
1ST Q	2ND Q	3RD Q	4TH Q								
50(2:59)	50(2:59) 12(0:16)	12(4:03)	12(0:40)		19					7	
				<b>FREE THROWS ATTEMPTED</b>	<b>FREE THROWS MADE</b>		<b>PERCENT</b>				



<b>TEAM</b> <i>Western Reserve</i> <b>COACH</b> <i>Yausy</i> <b>DATE</b> <i>1-17-84</i> <b>SCORER</b>	<b>RUNNING SCORE</b>										1	2	3	4	5	6	7	8	9	10	11	12	13	14	15	16	17	18	19	20	21	22	23	24	25	26	27	28
	29	30	31	32	33	34	35	36	37	38	39	40	41	42	43	44	45	46	47	48	49	50	51	52	53	54	55	56	57	58	59	60	61	62	63	64		
	65	66	67	68	69	70	71	72	73	74	75	76	77	78	79	80	81	82	83	84	85	86	87	88	89	90	91	92	93	94	95	96	97	98	99	100		
	101	102	103	104	105	106	107	108	109	110	111	112	113	114	115	116	117	118	119	120	121	122	123	124	125	126	127	128	129	130	131	132	133	134	135	136		
<b>TIMER</b>										FIRST QUARTER SCORE <i>3</i>					FIRST HALF SCORE <i>6</i>					THIRD QUARTER SCORE <i>15</i>					FINAL SCORE <i>21</i>													

POS	QUARTERS PLAYED		PLAYER	NO.	FOULS	FIRST HALF		SECOND HALF		OVER-TIME	SUMMARY			
						1ST QTR.	2ND QTR.	3RD QTR.	4TH QTR.		FG	FT	F	TP
	1Q	2Q	(con) Jarret, Tracy (capt)	32	P1 P2 P3 P4 P5		2		2		2	2 1/2	3	6
	3Q	4Q	Stoll, Donna (capt)	21	P1 P2 P3 P4 P5			2			1	-	-	2
	1Q	2Q	Guaderram, Lori	23	P1 P2 P3 P4 P5			2	2		2	-	2	4
	3Q	4Q	Montgomery, Missy	24	P1 P2 P3 P4 P5						-	-	-	-
	1Q	2Q	Motolik, Shari	22	P1 P2 P3 P4 P5						-	-	-	-
	3Q	4Q	Mahl, Shelly	25	P1 P2 P3 P4 P5			2			1	-	5	2
	1Q	2Q	Cantrill, Karen	15	P1 P2 P3 P4 P5						-	-	1	-
	3Q	4Q	Fraelich, Michelle	14	P1 P2 P3 P4 P5	00	00				-	3/4	-	2
	1Q	2Q	Shawver, Cris	11	P1 P2 P3 P4 P5						-	-	-	-
	3Q	4Q	Montgomery, Tammy (con)	10	P1 P2 P3 P4 P5						-	-	-	-
	1Q	2Q	Krupp, Jodi	12	P1 P2 P3 P4 P5			2			1	-	-	2
	3Q	4Q	Holmes, Tammy	20	P1 P2 P3 P4 P5			00			1	1/2	3	3
	1Q	2Q	Bowling, Val	13	P1 P2 P3 P4 P5						-	-	3	-
	3Q	4Q												

<b>TIME OUTS</b>				<b>TEAM FOULS</b>		<b>FIRST HALF</b>		<b>SECOND HALF</b>		<b>TEAM TOTALS</b>				
1ST Q	2ND Q	3RD Q	4TH Q	1	2	3	4	5	6	7	8			
<del>32</del>	32(1:38)		13(2:59)	8				5				9 5/8	17	23
<b>PERCENT</b>														



TEAM	Plymouth	RUNNING SCORE																																																							
COACH	Echelberry	1	2	3	4	5	6	7	8	9	10	11	12	13	14	15	16	17	18	19	20	21	22	23	24	25	26	27	28																												
PLACE	Mapleton	29	30	31	32	33	34	35	36	37	38	39	40	41	42	43	44	45	46	47	48	49	50	51	52	53	54	55	56	57	58	59	60	61	62	63	64																				
REFEREE	[Signature]	65	66	67	68	69	70	71	72	73	74	75	76	77	78	79	80	81	82	83	84	85	86	87	88	89	90	91	92	93	94	95	96	97	98	99	100																				
	UMPIRE Jan Mager	101	102	103	104	105	106	107	108	109	110	111	112	113	114	115	116	117	118	119	120	121	122	123	124	125	126	127	128	129	130	131	132	133	134	135	136																				
	FIRST QUARTER SCORE								4							FIRST HALF SCORE							13							THIRD QUARTER SCORE							21							FINAL SCORE							29						

POS	QUARTERS PLAYED	PLAYER	NO.	FOULS	FIRST HALF				SECOND HALF				OVER-TIME	SUMMARY				
					1ST QTR.	2ND QTR.	3RD QTR.	4TH QTR.	1ST QTR.	2ND QTR.	3RD QTR.	4TH QTR.		FG	FT	F	TP	
	<del>1Q 2Q</del> <del>3Q 4Q</del>	(CON) Capt. HUDSON, DIANNA	12	P1 P2 P3 P4 P5											0	2	4	2
	<del>1Q 2Q</del> <del>3Q 4Q</del>	MARTIN, ANGIE	50	P1 P2 P3 P4 P5				00			22	2			6	1	1	13
	<del>1Q 2Q</del> <del>3Q 4Q</del>	TACKETT, TAMI	22	P1 P2 P3 P4 P5							00				1	1	2	3
	<del>1Q 2Q</del> <del>3Q 4Q</del>	(CON) Capt. NIEDERMEIER, KAY	35	P1 P2 P3 P4 P5	2						2				3	3	0	9
	<del>1Q 2Q</del> <del>3Q 4Q</del>	Howell, Karen	24	P1 P2 P3 P4 P5	2										1	0	2	2
	<del>1Q 2Q</del> <del>3Q 4Q</del>	TUTTLE, CAROL	44	P1 P2 P3 P4 P5				(4)			(9)				0	0	0	0
	<del>1Q 2Q</del> <del>3Q 4Q</del>	TASH, TAMMY	52	P1 P2 P3 P4 P5														
	<del>1Q 2Q</del> <del>3Q 4Q</del>	Thornsberry, Karen	45	P1 P2 P3 P4 P5											0	0	3	0
	<del>1Q 2Q</del> <del>3Q 4Q</del>	Chick, Barb	43	P1 P2 P3 P4 P5														
	<del>1Q 2Q</del> <del>3Q 4Q</del>	Collins, Michelle	23	P1 P2 P3 P4 P5														
	<del>1Q 2Q</del> <del>3Q 4Q</del>	Thompson, Christian	21	P1 P2 P3 P4 P5														
	<del>1Q 2Q</del> <del>3Q 4Q</del>			P1 P2 P3 P4 P5														
	<del>1Q 2Q</del> <del>3Q 4Q</del>			P1 P2 P3 P4 P5														
	<del>1Q 2Q</del> <del>3Q 4Q</del>			P1 P2 P3 P4 P5														

TIME OUTS				TEAM FOULS	FIRST HALF	SECOND HALF	TEAM TOTALS	11	7	13	29
1ST Q	2ND Q	3RD Q	4TH Q		1 2 3 4 5 6	1 2 3 4 5 6					
	2:12 (150)	2:37 (35)	1:23 (12)	FREE THROWS ATTEMPTED	15	FREE THROWS MADE	7	PERCENT 46.6			



<b>TEAM</b> <i>Mapleton</i>	<b>RUNNING SCORE</b>	1	2	3	4	5	6	7	8	9	10	11	12	13	14	15	16	17	18	19	20	21	22	23	24	25	26	27	28								
<b>COACH</b> <i>Bohland R</i>		29	30	31	32	33	34	35	36	37	38	39	40	41	42	43	44	45	46	47	48	49	50	51	52	53	54	55	56	57	58	59	60	61	62	63	64
<b>DATE</b> <i>January 26, 1984</i>		65	66	67	68	69	70	71	72	73	74	75	76	77	78	79	80	81	82	83	84	85	86	87	88	89	90	91	92	93	94	95	96	97	98	99	100
<b>SCORER</b> <i>F. Garber</i>	<b>TIMER</b>	101	102	103	104	105	106	107	108	109	110	111	112	113	114	115	116	117	118	119	120	121	122	123	124	125	126	127	128	129	130	131	132	133	134	135	136
		<b>FIRST QUARTER SCORE</b> <i>4</i>								<b>FIRST HALF SCORE</b> <i>10</i>								<b>THIRD QUARTER SCORE</b> <i>16</i>								<b>FINAL SCORE</b> <i>26</i>											

POS	QUARTERS PLAYED	PLAYER	NO.	FOULS	FIRST HALF		SECOND HALF		OVER-TIME	SUMMARY			
					1ST QTR.	2ND QTR.	3RD QTR.	4TH QTR.		FG	FT	F	TP
	1Q, 3Q	Dull, Amy <i>Capt</i>	15	P1, P2, P3, P4, P5						0	0	0	0
	1Q, 3Q	Ehrhardt, Val <i>Capt</i>	20	P1, P2, P3, P4, P5		00				0	0	1	0
	1Q, 3Q	Gribben, Connie <i>Capt</i>	5	P1, P2, P3, P4, P5			22		0	2	0	2	4
	1Q, 3Q	Farr, Betsy	55	P1, P2, P3, P4, P5		00			22	2	0	2	4
	1Q, 3Q	Jackson, Amy	42	P1, P2, P3, P4, P5	(4)					1	0	1	2
	1Q, 3Q	Keener, Mura	32	P1, P2, P3, P4, P5	(4)	(6)	(6)		(10)	0	0	2	0
	1Q, 3Q	Myers, Jackie <i>capt</i>	14	P1, P2, P3, P4, P5	22	22			00	4	3	2	11
	1Q, 3Q	Nickoli, Donna	21	P1, P2, P3, P4, P5					22	2	1	1	5
	1Q, 3Q	Veda, Sayuri	24	P1, P2, P3, P4, P5						0	0	1	0
	1Q, 3Q	Yarosh, Audrey	40	P1, P2, P3, P4, P5						0	0	1	0
	1Q, 3Q	Hickey, Lisa	10	P1, P2, P3, P4, P5									

TIME OUTS				TEAM FOULS	FIRST HALF	SECOND HALF	TEAM TOTALS																															
1ST Q	2ND Q	3RD Q	4TH Q					1	2	3	4	5	6	FG	FT	F	TP																					
	<i>1:28 (16) 0:34 (55)</i>	<i>4:11 (14)</i>	<i>0:34 (55)</i>		<i>4</i>	<i>10</i>	<i>4</i>	<i>11</i>	<i>4</i>	<i>13</i>	<i>24</i>	<i>40</i>																										



<b>TEAM</b> Plymouth	<b>RUNNING SCORE</b>	1	2	3	4	5	6	7	8	9	10	11	12	13	14	15	16	17	18	19	20	21	22	23	24	25	26	27	28								
<b>COACH</b> Echelberry		29	30	31	32	33	34	35	36	37	38	39	40	41	42	43	44	45	46	47	48	49	50	51	52	53	54	55	56	57	58	59	60	61	62	63	64
<b>PLACE</b> Plymouth		65	66	67	68	69	70	71	72	73	74	75	76	77	78	79	80	81	82	83	84	85	86	87	88	89	90	91	92	93	94	95	96	97	98	99	100
<b>REFEREE</b> Dany Maystin	<b>UMPIRE</b> Dave Bowie	101	102	103	104	105	106	107	108	109	110	111	112	113	114	115	116	117	118	119	120	121	122	123	124	125	126	127	128	129	130	131	132	133	134	135	136
										<b>FIRST QUARTER SCORE</b> 8					<b>FIRST HALF SCORE</b> 18					<b>THIRD QUARTER SCORE</b> 22					<b>FINAL SCORE</b> 31												

POS	QUARTERS PLAYED	PLAYER	NO.	FOULS	FIRST HALF		SECOND HALF		OVER-TIME	SUMMARY							
					1ST QTR.	2ND QTR.	3RD QTR.	4TH QTR.		FG	FT	F	TP				
	1Q 2Q 3Q 4Q	(com) HUDSON, DIANNA	12	P1 P2 P3 P4 P5	8	10	4	9		-	-	3	-				
	1Q 2Q 3Q 4Q	MARTIN, ANGIE	50	P1 P2 P3 P4 P5					2	2	2	2	2	5	0	-	10
	1Q 2Q 3Q 4Q	TACKETT, TAMI	22	P1 P2 P3 P4 P5					2	2	2	2	2	3	0	1	6
	1Q 2Q 3Q 4Q	(com) NIEDERMEIER, KAY	32	P1 P2 P3 P4 P5					2	2	2	2	2	3	1/3	3	7
	1Q 2Q 3Q 4Q	HOWELL, KAREN	24	P1 P2 P3 P4 P5										-	-	3	-
	1Q 2Q 3Q 4Q	TUTTLE, CAROL	44	P1 P2 P3 P4 P5					2	2	2	2	2	4	-	3	8
	1Q 2Q 3Q 4Q	TASH, TAMMY	52	P1 P2 P3 P4 P5										-	-	-	-
	1Q 2Q 3Q 4Q	THORNSBERRY, KAREN	20	P1 P2 P3 P4 P5										-	-	-	-
	1Q 2Q 3Q 4Q	CHICK, BARB	40	P1 P2 P3 P4 P5										-	-	-	-
	1Q 2Q 3Q 4Q	COLLINS, MICHELLE	34	P1 P2 P3 P4 P5										-	-	-	-
	1Q 2Q 3Q 4Q	THOMPSON, CHRISTIAN	30	P1 P2 P3 P4 P5										-	-	-	-
	1Q 2Q 3Q 4Q			P1 P2 P3 P4 P5													
	1Q 2Q 3Q 4Q			P1 P2 P3 P4 P5													

<b>TIME OUTS</b>				<b>TEAM FOULS</b>	<b>FIRST HALF</b>	1 2 3 4 5 6						<b>SECOND HALF</b>	1 2 3 4 5 6						<b>TEAM TOTALS</b>	15	1/3	13	31
1ST Q	2ND Q	3RD Q	4TH Q			<b>FREE THROWS ATTEMPTED</b>							<b>FREE THROWS MADE</b>							<b>PERCENT</b>			



TEAM <i>South Central</i>	RUNNING SCORE																																			
	1	2	3	4	5	6	7	8	9	10	11	12	13	14	15	16	17	18	19	20	21	22	23	24	25	26	27	28								
	29	30	31	32	33	34	35	36	37	38	39	40	41	42	43	44	45	46	47	48	49	50	51	52	53	54	55	56	57	58	59	60	61	62	63	64
	65	66	67	68	69	70	71	72	73	74	75	76	77	78	79	80	81	82	83	84	85	86	87	88	89	90	91	92	93	94	95	96	97	98	99	100
COACH <i>Fox</i>	101	102	103	104	105	106	107	108	109	110	111	112	113	114	115	116	117	118	119	120	121	122	123	124	125	126	127	128	129	130	131	132	133	134	135	136
	DATE <i>1-31-84</i>	TIMER														FIRST QUARTER SCORE <i>6</i>					FIRST HALF SCORE <i>13</i>					THIRD QUARTER SCORE <i>22</i>					FINAL SCORE <i>26</i>					
SCORER																																				

POS	QUARTERS PLAYED	PLAYER	NO.	FOULS	FIRST HALF				SECOND HALF				OVER-TIME	SUMMARY			
					1ST QTR.	2ND QTR.	3RD QTR.	4TH QTR.	3RD QTR.	4TH QTR.	FG	FT		F	TP		
	<del>1Q</del> <del>2Q</del> <del>3Q</del> <del>4Q</del>	<sup>+</sup> <del>-</del> Buskey S	24	P1 P2 P3 P4 P5		2	2				00			2 1/2	-	4	
	<del>1Q</del> <del>2Q</del> <del>3Q</del> <del>4Q</del>	<sup>+</sup> <del>-</del> Brown L	14	P1 P2 P3 P4 P5			2							1	-	4 2	
	<del>1Q</del> <del>2Q</del> <del>3Q</del> <del>4Q</del>	<sup>+</sup> <del>-</del> Lowery K	40	P1 P2 P3 P4 P5			2				2			2 2/3	2	6	
	<del>1Q</del> <del>2Q</del> <del>3Q</del> <del>4Q</del>	<sup>+</sup> Walcher R	12	P1 P2 P3 P4 P5	2	2	2			00 00				4 1/3	2	9	
	<del>1Q</del> <del>2Q</del> <del>3Q</del> <del>4Q</del>	<sup>+</sup> Leak Karen	20	P1 P2 P3 P4 P5										-	-	2 -	
	<del>1Q</del> <del>2Q</del> <del>3Q</del> <del>4Q</del>	<sup>+</sup> Leak Kathy	10	P1 P2 P3 P4 P5										-	-	- -	
	<del>1Q</del> <del>2Q</del> <del>3Q</del> <del>4Q</del>	<sup>+</sup> <sup>+</sup> <del>-</del> Dewitt D	30	P1 P2 P3 P4 P5						00	2			1 1/2	1	4	
	<del>1Q</del> <del>2Q</del> <del>3Q</del> <del>4Q</del>	Sweeting L	44	P1 P2 P3 P4 P5										-	-	- -	
	<del>1Q</del> <del>2Q</del> <del>3Q</del> <del>4Q</del>	<sup>+</sup> Robson K	32	P1 P2 P3 P4 P5						00				- 1/2	-	1	
	<del>1Q</del> <del>2Q</del> <del>3Q</del> <del>4Q</del>	<sup>+</sup> Craft P	22	P1 P2 P3 P4 P5										-	-	- -	
	<del>1Q</del> <del>2Q</del> <del>3Q</del> <del>4Q</del>			P1 P2 P3 P4 P5													
	<del>1Q</del> <del>2Q</del> <del>3Q</del> <del>4Q</del>			P1 P2 P3 P4 P5													
	<del>1Q</del> <del>2Q</del> <del>3Q</del> <del>4Q</del>			P1 P2 P3 P4 P5													
	<del>1Q</del> <del>2Q</del> <del>3Q</del> <del>4Q</del>			P1 P2 P3 P4 P5													
	<del>1Q</del> <del>2Q</del> <del>3Q</del> <del>4Q</del>			P1 P2 P3 P4 P5													
	<del>1Q</del> <del>2Q</del> <del>3Q</del> <del>4Q</del>			P1 P2 P3 P4 P5													
	<del>1Q</del> <del>2Q</del> <del>3Q</del> <del>4Q</del>			P1 P2 P3 P4 P5													
	<del>1Q</del> <del>2Q</del> <del>3Q</del> <del>4Q</del>			P1 P2 P3 P4 P5													

TIME OUTS				TEAM FOULS		FIRST HALF						SECOND HALF						TEAM TOTALS					
1ST Q	2ND Q	3RD Q	4TH Q			1	2	3	4	5	6	1	2	3	4	5	6	10	6	11	26		
			12(1:48)	FREE THROWS ATTEMPTED		16						FREE THROWS MADE						6					
PERCENT																							







<b>TEAM</b> <i>Monroeville</i>	<b>RUNNING SCORE</b>																																			
<b>COACH</b> <i>Watkins</i>	1	2	3	4	5	6	7	8	9	10	11	12	13	14	15	16	17	18	19	20	21	22	23	24	25	26	27	28								
<b>DATE</b> <i>Feb. 2, 1984</i>	29	30	31	32	33	34	35	36	37	38	39	40	41	42	43	44	45	46	47	48	49	50	51	52	53	54	55	56	57	58	59	60	61	62	63	64
<b>SCORER</b>	65	66	67	68	69	70	71	72	73	74	75	76	77	78	79	80	81	82	83	84	85	86	87	88	89	90	91	92	93	94	95	96	97	98	99	100
<b>TIMER</b>	101	102	103	104	105	106	107	108	109	110	111	112	113	114	115	116	117	118	119	120	121	122	123	124	125	126	127	128	129	130	131	132	133	134	135	136
											FIRST QUARTER SCORE <i>2</i>					FIRST HALF SCORE <i>11</i>					THIRD QUARTER SCORE <i>21</i>					FINAL SCORE <i>27</i>										

POS	QUARTERS PLAYED	PLAYER	NO.	FOULS	FIRST HALF		SECOND HALF		OVER-TIME	SUMMARY				
					1ST QTR.	2ND QTR.	3RD QTR.	4TH QTR.		FG	FT	F	TP	
	<del>1Q</del> 2Q <del>3Q</del> 4Q	+ Smith	40	P1 P2 P3 P4 P5				2			1	-	1	2
	<del>1Q</del> 2Q <del>3Q</del> 4Q	Watkins	14	P1 P2 P3 P4 P5	2		2	2			3	-	-	6
	<del>1Q</del> 2Q <del>3Q</del> 4Q	Merrill	42	P1 P2 P3 P4 P5		2	2	2			3	-	1	6
	<del>1Q</del> 2Q <del>3Q</del> 4Q	+ Alt	44	P1 P2 P3 P4 P5							-	-	2	-
	<del>1Q</del> 2Q <del>3Q</del> 4Q	+ Lasch	22	P1 P2 P3 P4 P5			2	2			2	-	1	4
	<del>1Q</del> 2Q <del>3Q</del> 4Q	Stieber	20	P1 P2 P3 P4 P5		2					1	1/2	1	3
	<del>1Q</del> 2Q <del>3Q</del> 4Q	Wilhelm	12	P1 P2 P3 P4 P5				2			1	-	2	2
	<del>1Q</del> 2Q <del>3Q</del> 4Q	Schreiner	10	P1 P2 P3 P4 P5		2					1	3/4	-	4
	<del>1Q</del> 2Q <del>3Q</del> 4Q			P1 P2 P3 P4 P5										
	<del>1Q</del> 2Q <del>3Q</del> 4Q			P1 P2 P3 P4 P5										
	<del>1Q</del> 2Q <del>3Q</del> 4Q			P1 P2 P3 P4 P5										
	<del>1Q</del> 2Q <del>3Q</del> 4Q			P1 P2 P3 P4 P5										
	<del>1Q</del> 2Q <del>3Q</del> 4Q			P1 P2 P3 P4 P5										
	<del>1Q</del> 2Q <del>3Q</del> 4Q			P1 P2 P3 P4 P5										
	<del>1Q</del> 2Q <del>3Q</del> 4Q			P1 P2 P3 P4 P5										
	<del>1Q</del> 2Q <del>3Q</del> 4Q			P1 P2 P3 P4 P5										
	<del>1Q</del> 2Q <del>3Q</del> 4Q			P1 P2 P3 P4 P5										
	<del>1Q</del> 2Q <del>3Q</del> 4Q			P1 P2 P3 P4 P5										
	<del>1Q</del> 2Q <del>3Q</del> 4Q			P1 P2 P3 P4 P5										
	<del>1Q</del> 2Q <del>3Q</del> 4Q			P1 P2 P3 P4 P5										
	<del>1Q</del> 2Q <del>3Q</del> 4Q			P1 P2 P3 P4 P5										
	<del>1Q</del> 2Q <del>3Q</del> 4Q			P1 P2 P3 P4 P5										
	<del>1Q</del> 2Q <del>3Q</del> 4Q			P1 P2 P3 P4 P5										
	<del>1Q</del> 2Q <del>3Q</del> 4Q			P1 P2 P3 P4 P5										

<b>TIME OUTS</b>				<b>TEAM FOULS</b>	FIRST HALF	SECOND HALF						<b>TEAM TOTALS</b>	12	3/6	8	27
1ST Q	2ND Q	3RD Q	4TH Q			1	2	3	4	5	6					
			40(0:49) 42(0:05)	FREE THROWS ATTEMPTED	6	FREE THROWS MADE	3	<b>PERCENT</b>		50%						



<b>TEAM</b> Plymouth	<b>RUNNING SCORE</b>																																			
<b>COACH</b> Echelberry	1	2	3	4	5	6	7	8	9	10	11	12	13	14	15	16	17	18	19	20	21	22	23	24	25	26	27	28								
<b>PLACE</b> C. Crawford	29	30	31	32	33	34	35	36	37	38	39	40	41	42	43	44	45	46	47	48	49	50	51	52	53	54	55	56	57	58	59	60	61	62	63	64
<b>REFEREE</b> Chuck DeSena	65	66	67	68	69	70	71	72	73	74	75	76	77	78	79	80	81	82	83	84	85	86	87	88	89	90	91	92	93	94	95	96	97	98	99	100
<b>UMPIRE</b> Day Hoffner	101	102	103	104	105	106	107	108	109	110	111	112	113	114	115	116	117	118	119	120	121	122	123	124	125	126	127	128	129	130	131	132	133	134	135	136
	<b>FIRST QUARTER SCORE</b> 8								<b>FIRST HALF SCORE</b> 16								<b>THIRD QUARTER SCORE</b> 30								<b>FINAL SCORE</b> 38											

POS	QUARTERS PLAYED	PLAYER	NO.	FOULS	FIRST HALF		SECOND HALF		OVER-TIME	SUMMARY				
					1ST QTR.	2ND QTR.	3RD QTR.	4TH QTR.		FG	FT	F	TP	
	1Q 2Q 3Q 4Q	+ (con) <del>Hudson, Diana</del>	12	P1 P2 P3 P4 P5		0					-	0	1	-
	1Q 2Q 3Q 4Q	- (capt.) <del>Martin, Angie</del>	50	P1 P2 P3 P4 P5	22		2				3	1/2	3	7
	1Q 2Q 3Q 4Q	- (capt.) <del>Jackett, Jami</del>	22	P1 P2 P3 P4 P5	2	2	2				3	2/6	1	8
	1Q 2Q 3Q 4Q	+ <del>Riedemeier, Kay</del>	35	P1 P2 P3 P4 P5		22	2				3	5/8	-	11
	1Q 2Q 3Q 4Q	<del>Nowell, Karen</del>	34	P1 P2 P3 P4 P5	00						-	0/2	-	0
	1Q 2Q 3Q 4Q	<del>Juttle, Carol</del>	44	P1 P2 P3 P4 P5			222	22			5	-	1	10
	1Q 2Q 3Q 4Q	+ <del>Jash, Jammy</del>	52	P1 P2 P3 P4 P5							-	-	-	-
	1Q 2Q 3Q 4Q	<del>Thorsberry, Karen</del>	45	P1 P2 P3 P4 P5							-	-	-	-
	1Q 2Q 3Q 4Q	<del>Click, Barb</del>	43	P1 P2 P3 P4 P5			00				-	0/2	-	-
	1Q 2Q 3Q 4Q	<del>Collins, Michelle</del>	23	P1 P2 P3 P4 P5							-	2/2	-	2
	1Q 2Q 3Q 4Q	<del>Thompson, Christian</del>	21	P1 P2 P3 P4 P5							-	-	1	-
	1Q 2Q 3Q 4Q			P1 P2 P3 P4 P5										
	1Q 2Q 3Q 4Q			P1 P2 P3 P4 P5										
	1Q 2Q 3Q 4Q			P1 P2 P3 P4 P5										

<b>TIME OUTS</b>				<b>TEAM FOULS</b>	<b>FIRST HALF</b>						<b>SECOND HALF</b>						<b>TEAM TOTALS</b>	<b>PERCENT</b>	
1ST Q	2ND Q	3RD Q	4TH Q		1	2	3	4	5	6	1	2	3	4	5	6			14
				<b>FREE THROWS ATTEMPTED</b>	23						<b>FREE THROWS MADE</b>	10							



<b>TEAM</b> C. Crawford <b>COACH</b> J. Brause <b>DATE</b> 2-4-84 <b>SCORER</b>	<b>RUNNING SCORE</b>																																			
	1	2	3	4	5	6	7	8	9	10	11	12	13	14	15	16	17	18	19	20	21	22	23	24	25	26	27	28								
	29	30	31	32	33	34	35	36	37	38	39	40	41	42	43	44	45	46	47	48	49	50	51	52	53	54	55	56	57	58	59	60	61	62	63	64
	65	66	67	68	69	70	71	72	73	74	75	76	77	78	79	80	81	82	83	84	85	86	87	88	89	90	91	92	93	94	95	96	97	98	99	100
101	102	103	104	105	106	107	108	109	110	111	112	113	114	115	116	117	118	119	120	121	122	123	124	125	126	127	128	129	130	131	132	133	134	135	136	
<b>TIMER</b>										<b>FIRST QUARTER SCORE</b> 0					<b>FIRST HALF SCORE</b> 6					<b>THIRD QUARTER SCORE</b> 13					<b>FINAL SCORE</b> 19											

POS	QUARTERS PLAYED	PLAYER	NO.	FOULS	FIRST HALF		SECOND HALF		OVER-TIME	SUMMARY				
					1ST QTR.	2ND QTR.	3RD QTR.	4TH QTR.		FG	FT	F	TP	
	1Q 2Q 3Q 4Q	+ + + - Foreman, Kathy (con) 30		P1 P2 P3 P4 P5				2			1	-	-	2
	1Q 2Q 3Q 4Q	- Cooper, Amy 32		P1 P2 P3 P4 P5							-	3/2	2	2
	1Q 2Q 3Q 4Q	+ + capt + - Shultz, Vickie (con) 24		P1 P2 P3 P4 P5			2	2			2	1/2	4	4
	1Q 2Q 3Q 4Q	+ Woelf, Amy (con) 34		P1 P2 P3 P4 P5							-	-	5	-
	1Q 2Q 3Q 4Q	+ capt Rinehart, Cheryl 44		P1 P2 P3 P4 P5				2			1	-	-	2
	1Q 2Q 3Q 4Q	- Bergtsson, Katarina 22		P1 P2 P3 P4 P5		2					1	1/2	1	3
	1Q 2Q 3Q 4Q	+ Black, Yvette 42		P1 P2 P3 P4 P5		2					1	-	1	2
	1Q 2Q 3Q 4Q	+ Clutter, Jackie 14		P1 P2 P3 P4 P5		2					1	-	0	2
	1Q 2Q 3Q 4Q	+ - Shealy, Julie (con) 40		P1 P2 P3 P4 P5							-	-	1	-
	1Q 2Q 3Q 4Q	+ + McNair, Robin 12		P1 P2 P3 P4 P5				2			1	-	2	2
	1Q 2Q 3Q 4Q			P1 P2 P3 P4 P5										
	1Q 2Q 3Q 4Q			P1 P2 P3 P4 P5										
	1Q 2Q 3Q 4Q			P1 P2 P3 P4 P5										
	1Q 2Q 3Q 4Q			P1 P2 P3 P4 P5										

<b>TIME OUTS</b>				<b>TEAM FOULS</b>	<b>FIRST HALF</b>						<b>SECOND HALF</b>						<b>TEAM TOTALS</b>						
1ST Q	2ND Q	3RD Q	4TH Q		1	2	3	4	5	6	1	2	3	4	5	6	8	3/5	16	19			
42(4:27)				40(3:42)				FREE THROWS ATTEMPTED 5						FREE THROWS MADE 3						PERCENT			



TEAM <i>PLymouth</i>	RUNNING SCORE																																			
COACH <i>Echelberry</i>	29	30	31	32	33	34	35	36	37	38	39	40	41	42	43	44	45	46	47	48	49	50	51	52	53	54	55	56	57	58	59	60	61	62	63	64
PLACE <i>PLymouth</i>	65	66	67	68	69	70	71	72	73	74	75	76	77	78	79	80	81	82	83	84	85	86	87	88	89	90	91	92	93	94	95	96	97	98	99	100
REFEREE <i>Charlie Scott</i>	101	102	103	104	105	106	107	108	109	110	111	112	113	114	115	116	117	118	119	120	121	122	123	124	125	126	127	128	129	130	131	132	133	134	135	136
UMPIRE <i>Dan M...h</i>	FIRST QUARTER SCORE								FIRST HALF SCORE								THIRD QUARTER SCORE								FINAL SCORE											
									8								17								29				35							

POS	QUARTERS PLAYED	PLAYER	NO.	FOULS			FIRST HALF		SECOND HALF		OVER-TIME	SUMMARY			
				P1	P2	P3	1ST QTR.	2ND QTR.	3RD QTR.	4TH QTR.		FG	FT	F	TP
	1Q 2Q	- (con)		P1	P2	P3			2			1	-	-	2
	3Q 4Q	<del>HUDSON, DIANNA</del>	12	P4	P5										
	1Q 2Q	+ -		P1	P2	P3		2	2	2		4	1/2	2	9
	3Q 4Q	<del>MARTIN, ANGIE</del>	50	P4	P5			0							
	1Q 2Q	- (con)		P1	P2	P3	0		2	2		2	6/8	-	10
	3Q 4Q	<del>NIEDERMEIER, KAY</del>	32	P4	P5		0	0	0	0					
	1Q 2Q	-		P1	P2	P3	2		2			2	-	1	4
	3Q 4Q	<del>Howell, KAREN</del>	24	P4	P5										
	1Q 2Q	+ -		P1	P2	P3	2					1	-	-	2
	3Q 4Q	<del>TUTTLE, CAROL</del>	44	P4	P5										
	1Q 2Q			P1	P2	P3									
	3Q 4Q	<del>TASH, TAMMY</del>	52	P4	P5										
	1Q 2Q	+		P1	P2	P3		2	2			4	-	-	8
	3Q 4Q	<del>Thornsberry, KAREN</del>	20	P4	P5		8	9	12	22					
	1Q 2Q	+		P1	P2	P3									
	3Q 4Q	<del>CLICK, BARB</del>	40	P4	P5										
	1Q 2Q			P1	P2	P3									
	3Q 4Q	<del>Collins, Michelle</del>	34	P4	P5										
	1Q 2Q	+		P1	P2	P3									
	3Q 4Q	<del>Thompson, CHRISTIAN</del>	30	P4	P5										
	1Q 2Q			P1	P2	P3									
	3Q 4Q	<del>TACKETT, TAMI</del>	22	P4	P5										
	1Q 2Q			P1	P2	P3									
	3Q 4Q			P4	P5										

TIME OUTS				TEAM FOULS		FIRST HALF	SECOND HALF						TEAM TOTALS		PERCENT	
1ST Q	2ND Q	3RD Q	4TH Q			1 2 3 4 5 6	1 2 3 4 5 6						14 3/11		5 35	
				FREE THROWS ATTEMPTED		11						FREE THROWS MADE		7		



TEAM	RUNNING SCORE																																			
	1	2	3	4	5	6	7	8	9	10	11	12	13	14	15	16	17	18	19	20	21	22	23	24	25	26	27	28								
COACH	29	30	31	32	33	34	35	36	37	38	39	40	41	42	43	44	45	46	47	48	49	50	51	52	53	54	55	56	57	58	59	60	61	62	63	64
	65	66	67	68	69	70	71	72	73	74	75	76	77	78	79	80	81	82	83	84	85	86	87	88	89	90	91	92	93	94	95	96	97	98	99	100
DATE	101 102 103 104 105 106 107 108 109 110 111 112 113 114 115 116 117 118 119 120 121 122 123 124 125 126 127 128 129 130 131 132 133 134 135 136																																			
SCORER	TIMER							FIRST QUARTER SCORE 2							FIRST HALF SCORE 6							THIRD QUARTER SCORE 16							FINAL SCORE 23							

POS	QUARTERS PLAYED	PLAYER	NO.	FOULS	FIRST HALF				SECOND HALF				OVER-TIME	SUMMARY			
					1ST QTR.	2ND QTR.	3RD QTR.	4TH QTR.	3RD QTR.	4TH QTR.	FG	FT		F	TP		
	1Q 2Q 3Q 4Q	ALLEN, JILL *	11	P1 P2 P3 P4 P5	2								1	-	1	2	
	1Q 2Q 3Q 4Q	Keener, Sherril *	5	P1 P2 P3 P4 P5		2				2			2	-	1	4	
	1Q 2Q 3Q 4Q	WORKMAN, TRICIA +-	12	P1 P2 P3 P4 P5					22				2	-	4	4	
	1Q 2Q 3Q 4Q	STEPHENS, BARB +	40	P1 P2 P3 P4 P5									-	-	1	-	
	1Q 2Q 3Q 4Q	McKENZIE, SUSIE -	4	P1 P2 P3 P4 P5									-	-	1	-	
	1Q 2Q 3Q 4Q	SCIOTTI, CARMIA	50	P1 P2 P3 P4 P5					222		22	7	5 1/2		1	11	
	1Q 2Q 3Q 4Q	ALLEN, KATINA	35	P1 P2 P3 P4 P5	2	2	4			10			1	-	1	2	
	1Q 2Q 3Q 4Q			P1 P2 P3 P4 P5													
	1Q 2Q 3Q 4Q			P1 P2 P3 P4 P5													
	1Q 2Q 3Q 4Q			P1 P2 P3 P4 P5													
	1Q 2Q 3Q 4Q			P1 P2 P3 P4 P5													
	1Q 2Q 3Q 4Q			P1 P2 P3 P4 P5													

TIME OUTS				TEAM FOULS	FIRST HALF	1	2	3	4	5	6	SECOND HALF	1	2	3	4	5	6	TEAM TOTALS	11 1/2	10	23
1ST Q	2ND Q	3RD Q	4TH Q		FREE THROWS ATTEMPTED	2	FREE THROWS MADE	1	PERCENT	50%												



<b>TEAM</b> Plymouth	<b>RUNNING SCORE</b>	1	2	3	4	5	6	7	8	9	10	11	12	13	14	15	16	17	18	19	20	21	22	23	24	25	26	27	28												
<b>COACH</b> Echelberry		29	30	31	32	33	34	35	36	37	38	39	40	41	42	43	44	45	46	47	48	49	50	51	52	53	54	55	56	57	58	59	60	61	62	63	64				
<b>PLACE</b> Black River		65	66	67	68	69	70	71	72	73	74	75	76	77	78	79	80	81	82	83	84	85	86	87	88	89	90	91	92	93	94	95	96	97	98	99	100				
<b>REFEREE</b> Larry Hanley	<b>UMPIRE</b> Jim Maitland	101	102	103	104	105	106	107	108	109	110	111	112	113	114	115	116	117	118	119	120	121	122	123	124	125	126	127	128	129	130	131	132	133	134	135	136				
		<b>FIRST QUARTER SCORE</b> 8										<b>FIRST HALF SCORE</b> 10										<b>THIRD QUARTER SCORE</b> 15										<b>FINAL SCORE</b> 24									

POS	QUARTERS PLAYED	PLAYER	NO.	FOULS	FIRST HALF				SECOND HALF				OVER-TIME	SUMMARY																											
					1ST QTR.	2ND QTR.	3RD QTR.	4TH QTR.	1ST QTR.	2ND QTR.	3RD QTR.	4TH QTR.		FG	FT	F	TP																								
	1Q 2Q 3Q 4Q	+ capt. (con) <del>Hudson, Diana</del>	12	P1 P2 P3 P4 P5																																					
	1Q 2Q 3Q 4Q	+ <del>Martin, Doug</del>	50	P1 P2 P3 P4 P5	2																																				
	1Q 2Q 3Q 4Q	+ (con) <del>Niedermier, Kay</del>	35	P1 P2 P3 P4 P5	2					2																															
	1Q 2Q 3Q 4Q	+ <del>Shull, Kevin</del>	24	P1 P2 P3 P4 P5																																					
	1Q 2Q 3Q 4Q	+ <del>Little, Christal</del>	44	P1 P2 P3 P4 P5																																					
	1Q 2Q 3Q 4Q	- <del>Josh, [unclear]</del>	52	P1 P2 P3 P4 P5																																					
	1Q 2Q 3Q 4Q	+ capt. <del>Spornaberry, Karen</del>	45	P1 P2 P3 P4 P5	2																																				
	1Q 2Q 3Q 4Q	- <del>Click, Barb</del>	43	P1 P2 P3 P4 P5																																					
	1Q 2Q 3Q 4Q	- <del>Collins, Michelle</del>	23	P1 P2 P3 P4 P5																																					
	1Q 2Q 3Q 4Q	- <del>Thompson, Christian</del>	21	P1 P2 P3 P4 P5																																					
	1Q 2Q 3Q 4Q	+ <del>Shull, [unclear]</del>	22	P1 P2 P3 P4 P5																																					
	1Q 2Q 3Q 4Q			P1 P2 P3 P4 P5																																					
	1Q 2Q 3Q 4Q			P1 P2 P3 P4 P5																																					

<b>TIME OUTS</b>				<b>TEAM FOULS</b>	<b>FIRST HALF</b>	<b>1 2 3 4 5 6</b>						<b>SECOND HALF</b>	<b>1 2 3 4 5 6</b>						<b>TEAM TOTALS</b>	11 2/3 6 24			
1ST Q	2ND Q	3RD Q	4TH Q			<b>PERCENT</b>																	
					<b>FREE THROWS ATTEMPTED</b>	8						<b>FREE THROWS MADE</b>	2										



<b>TEAM</b> <i>Black River</i> <b>COACH</b> <i>M Kepler</i> <b>DATE</b> <i>1-14-84</i> <b>SCORER</b>	<b>RUNNING SCORE</b>										1	2	3	4	5	6	7	8	9	10	11	12	13	14	15	16	17	18	19	20	21	22	23	24	25	26	27	28
	29	30	31	32	33	34	35	36	37	38	39	40	41	42	43	44	45	46	47	48	49	50	51	52	53	54	55	56	57	58	59	60	61	62	63	64		
	65	66	67	68	69	70	71	72	73	74	75	76	77	78	79	80	81	82	83	84	85	86	87	88	89	90	91	92	93	94	95	96	97	98	99	100		
	101	102	103	104	105	106	107	108	109	110	111	112	113	114	115	116	117	118	119	120	121	122	123	124	125	126	127	128	129	130	131	132	133	134	135	136		
<b>TIMER</b>										FIRST QUARTER SCORE <i>2</i>					FIRST HALF SCORE <i>6</i>					THIRD QUARTER SCORE <i>14</i>					FINAL SCORE <i>20</i>													

POS	QUARTERS PLAYED	PLAYER	NO.	FOULS	FIRST HALF		SECOND HALF		OVER-TIME	SUMMARY				
					1ST QTR.	2ND QTR.	3RD QTR.	4TH QTR.		FG	FT	F	TP	
	<del>1Q</del> <del>2Q</del> <del>3Q</del> <del>4Q</del>	+ <i>Williams</i> capt.	<i>11</i>	P1 P2 P3 P4 P5							-	$\frac{1}{2}$	<i>2</i>	<i>1</i>
	<del>1Q</del> <del>2Q</del> <del>3Q</del> <del>4Q</del>	<i>Fry</i>	<i>31</i>	P1 P2 P3 P4 P5	<i>2</i>	<i>2</i>	<i>2</i>	<i>2</i>			<i>4</i>	-	<i>2</i>	<i>8</i>
	<del>1Q</del> <del>2Q</del> <del>3Q</del> <del>4Q</del>	+ <i>Mills</i> capt.	<i>24</i>	P1 P2 P3 P4 P5		<i>2</i>	<i>2</i>	<i>2</i>			<i>4</i>	-	<i>2</i>	<i>8</i>
	<del>1Q</del> <del>2Q</del> <del>3Q</del> <del>4Q</del>	<i>Frietag</i>	<i>40</i>	P1 P2 P3 P4 P5			<i>2</i>				<i>1</i>	-	-	<i>2</i>
	<del>1Q</del> <del>2Q</del> <del>3Q</del> <del>4Q</del>	+ - <i>Bumack</i>	<i>12</i>	P1 P2 P3 P4 P5							-	-	-	-
	<del>1Q</del> <del>2Q</del> <del>3Q</del> <del>4Q</del>	+ - <i>Knorr</i>	<i>14</i>	P1 P2 P3 P4 P5	<i>2</i>		<i>4</i>	<i>8</i>			-	$\frac{1}{2}$	<i>3</i>	<i>1</i>
	<del>1Q</del> <del>2Q</del> <del>3Q</del> <del>4Q</del>	+ <i>Clark</i>	<i>23</i>	P1 P2 P3 P4 P5							-	-	<i>2</i>	-
	<del>1Q</del> <del>2Q</del> <del>3Q</del> <del>4Q</del>	- <i>Fenton</i>	<i>45</i>	P1 P2 P3 P4 P5							-	-	-	-
	<del>1Q</del> <del>2Q</del> <del>3Q</del> <del>4Q</del>	<i>Nayomi</i>	<i>41</i>	P1 P2 P3 P4 P5							-	-	-	-
	<del>1Q</del> <del>2Q</del> <del>3Q</del> <del>4Q</del>	<i>Yahake</i>	<i>50</i>	P1 P2 P3 P4 P5							-	-	-	-
	<del>1Q</del> <del>2Q</del> <del>3Q</del> <del>4Q</del>			P1 P2 P3 P4 P5										
	<del>1Q</del> <del>2Q</del> <del>3Q</del> <del>4Q</del>			P1 P2 P3 P4 P5										
	<del>1Q</del> <del>2Q</del> <del>3Q</del> <del>4Q</del>			P1 P2 P3 P4 P5										

<b>TIME OUTS</b>				<b>TEAM FOULS</b>	FIRST HALF	1	2	3	4	5	6	SECOND HALF	1	2	3	4	5	6	<b>TEAM TOTALS</b>	<i>9</i>	$\frac{3}{4}$	<i>11</i>	<i>20</i>
1ST Q	2ND Q	3RD Q	4TH Q			FREE THROWS ATTEMPTED	<i>4</i>	FREE THROWS MADE	<i>2</i>	PERCENT													



<b>TEAM</b> Plymouth	<b>RUNNING SCORE</b>																																			
<b>COACH</b> Echelberry	1	2	3	4	5	6	7	8	9	10	11	12	13	14	15	16	17	18	19	20	21	22	23	24	25	26	27	28								
<b>PLACE</b> Buckeye Certed	29	30	31	32	33	34	35	36	37	38	39	40	41	42	43	44	45	46	47	48	49	50	51	52	53	54	55	56	57	58	59	60	61	62	63	64
<b>REFEREE</b> [Signature]	65	66	67	68	69	70	71	72	73	74	75	76	77	78	79	80	81	82	83	84	85	86	87	88	89	90	91	92	93	94	95	96	97	98	99	100
<b>UMPIRE</b> Bob Spruwer	101	102	103	104	105	106	107	108	109	110	111	112	113	114	115	116	117	118	119	120	121	122	123	124	125	126	127	128	129	130	131	132	133	134	135	136
	<b>FIRST QUARTER SCORE</b> 6							<b>FIRST HALF SCORE</b> 10							<b>THIRD QUARTER SCORE</b> 20							<b>FINAL SCORE</b> 26														

POS	QUARTERS PLAYED	PLAYER	NO.	FOULS	FIRST HALF		SECOND HALF		OVER-TIME	SUMMARY				
					1ST QTR.	2ND QTR.	3RD QTR.	4TH QTR.		FG	FT	F	TP	
	1Q 2Q 3Q 4Q	(cont) - Nudson, Diana capt.	12	P1 P2 P3 P4 P5			2				1	-	2	2
	1Q 2Q 3Q 4Q	Martin, Angie	50	P1 P2 P3 P4 P5			2 2	2			3	-	-	6
	1Q 2Q 3Q 4Q	(cont) - Niedermue, Kay	35	P1 P2 P3 P4 P5			2 2	2	00		3	2	3	6
	1Q 2Q 3Q 4Q	Howell, Karen	24	P1 P2 P3 P4 P5							-	-	-	-
	1Q 2Q 3Q 4Q	Juttle, Carol capt.	44	P1 P2 P3 P4 P5	2						1	-	1	2
	1Q 2Q 3Q 4Q	Jackett, Jamie	22	P1 P2 P3 P4 P5	2 2	6	2 2	4	10	00	4	3	3	8
	1Q 2Q 3Q 4Q	Jash, Jimmy	52	P1 P2 P3 P4 P5							-	-	-	-
	1Q 2Q 3Q 4Q	Sprowsberry, Karen	45	P1 P2 P3 P4 P5							-	-	-	-
	1Q 2Q 3Q 4Q	Click, Barb	43	P1 P2 P3 P4 P5							-	-	-	-
	1Q 2Q 3Q 4Q	Collins, Michelle	23	P1 P2 P3 P4 P5					2		1	-	-	2
	1Q 2Q 3Q 4Q	Thompson, Christian	21	P1 P2 P3 P4 P5							-	-	-	-

<b>TIME OUTS</b>				<b>TEAM FOULS</b>	<b>FIRST HALF</b>	<b>SECOND HALF</b>	<b>TEAM TOTALS</b>
1ST Q	2ND Q	3RD Q	4TH Q	5	4	5	13 2/5 10 26
				<b>FREE THROWS ATTEMPTED</b>	5	<b>FREE THROWS MADE</b>	0
							<b>PERCENT</b>



<b>TEAM</b> <i>Buckeye</i>	<b>RUNNING SCORE</b>	<del>1</del> <del>2</del> <del>3</del> <del>4</del> <del>5</del> <del>6</del> <del>7</del> <del>8</del> <del>9</del> <del>10</del> <del>11</del> <del>12</del> <del>13</del> <del>14</del> <del>15</del> <del>16</del> <del>17</del> <del>18</del> <del>19</del> <del>20</del> <del>21</del> <del>22</del> <del>23</del> <del>24</del> <del>25</del> <del>26</del> <del>27</del> <del>28</del>
<b>COACH</b> <i>Snyder</i>		<del>29</del> <del>30</del> <del>31</del> <del>32</del> <del>33</del> <del>34</del> <del>35</del> <del>36</del> <del>37</del> <del>38</del> <del>39</del> <del>40</del> <del>41</del> <del>42</del> <del>43</del> <del>44</del> <del>45</del> <del>46</del> <del>47</del> <del>48</del> <del>49</del> <del>50</del> <del>51</del> <del>52</del> <del>53</del> <del>54</del> <del>55</del> <del>56</del> <del>57</del> <del>58</del> <del>59</del> <del>60</del> <del>61</del> <del>62</del> <del>63</del> <del>64</del>
<b>DATE</b> <i>1-16-84</i>		<del>65</del> <del>66</del> <del>67</del> <del>68</del> <del>69</del> <del>70</del> <del>71</del> <del>72</del> <del>73</del> <del>74</del> <del>75</del> <del>76</del> <del>77</del> <del>78</del> <del>79</del> <del>80</del> <del>81</del> <del>82</del> <del>83</del> <del>84</del> <del>85</del> <del>86</del> <del>87</del> <del>88</del> <del>89</del> <del>90</del> <del>91</del> <del>92</del> <del>93</del> <del>94</del> <del>95</del> <del>96</del> <del>97</del> <del>98</del> <del>99</del> <del>100</del>
<b>SCORER</b>	<b>TIMER</b>	FIRST QUARTER SCORE <i>9</i>   FIRST HALF SCORE <i>16</i>   THIRD QUARTER SCORE <i>28</i>   FINAL SCORE <i>44</i>

POS	QUARTERS PLAYED	PLAYER	NO.	FOULS			FIRST HALF		SECOND HALF		OVER-TIME	SUMMARY			
				P1	P2	P3	1ST QTR.	2ND QTR.	3RD QTR.	4TH QTR.		FG	FT	F	TP
	<del>1Q 2Q</del> <del>3Q 4Q</del>	<i>Kehres, Jimmy</i>	<i>11</i>	<del>P1</del> <del>P4</del>	<del>P2</del> <del>P5</del>	<del>P3</del>	<i>---</i>	<i>00</i>	<i>---</i>	<i>---</i>		<i>-</i>	<i>2/2</i>	<i>-</i>	<i>2</i>
	<del>1Q 2Q</del> <del>3Q 4Q</del>	<i>Green, Lisa</i>	<i>13</i>	<del>P1</del> <del>P4</del>	<del>P2</del> <del>P5</del>	<del>P3</del>	<i>---</i>	<i>0</i>	<i>2</i>	<i>---</i>		<i>1</i>	<i>3/3</i>	<i>2</i>	<i>4</i>
	<del>1Q 2Q</del> <del>3Q 4Q</del>	<i>Dye, Linda</i>	<i>12</i>	<del>P1</del> <del>P4</del>	<del>P2</del> <del>P5</del>	<del>P3</del>	<i>---</i>	<i>---</i>	<i>22</i>	<i>---</i>		<i>2</i>	<i>-</i>	<i>1</i>	<i>4</i>
	<del>1Q 2Q</del> <del>3Q 4Q</del>	<i>Crum, Nancy</i>	<i>32</i>	<del>P1</del> <del>P4</del>	<del>P2</del> <del>P5</del>	<del>P3</del>	<i>22</i>	<i>2</i>	<i>2</i>	<i>222</i>		<i>7</i>	<i>-</i>	<i>1</i>	<i>14</i>
	<del>1Q 2Q</del> <del>3Q 4Q</del>	<i>Wechter, Ann</i>	<i>23</i>	<del>P1</del> <del>P4</del>	<del>P2</del> <del>P5</del>	<del>P3</del>	<i>---</i>	<i>---</i>	<i>---</i>	<i>---</i>		<i>-</i>	<i>-</i>	<i>-</i>	<i>-</i>
	<del>1Q 2Q</del> <del>3Q 4Q</del>	<i>Kempf, Diane</i>	<i>10</i>	<del>P1</del> <del>P4</del>	<del>P2</del> <del>P5</del>	<del>P3</del>	<i>---</i>	<i>00</i>	<i>9</i>	<i>7</i>	<i>12</i>	<i>---</i>	<i>3/4</i>	<i>-</i>	<i>3</i>
	<del>1Q 2Q</del> <del>3Q 4Q</del>	<i>Payne, Jimmy</i>	<i>33</i>	<del>P1</del> <del>P4</del>	<del>P2</del> <del>P5</del>	<del>P3</del>	<i>2</i>	<i>---</i>	<i>1</i>	<i>2</i>	<i>16</i>	<i>2</i>	<i>-</i>	<i>2</i>	<i>4</i>
	<del>1Q 2Q</del> <del>3Q 4Q</del>	<i>Eusey, Jamal</i>	<i>20</i>	<del>P1</del> <del>P4</del>	<del>P2</del> <del>P5</del>	<del>P3</del>	<i>---</i>	<i>---</i>	<i>---</i>	<i>---</i>		<i>-</i>	<i>-</i>	<i>-</i>	<i>-</i>
	<del>1Q 2Q</del> <del>3Q 4Q</del>	<i>Frazier, Lori</i>	<i>21</i>	<del>P1</del> <del>P4</del>	<del>P2</del> <del>P5</del>	<del>P3</del>	<i>---</i>	<i>---</i>	<i>---</i>	<i>---</i>		<i>-</i>	<i>-</i>	<i>-</i>	<i>-</i>
	<del>1Q 2Q</del> <del>3Q 4Q</del>	<i>Studer, Jill</i>	<i>30</i>	<del>P1</del> <del>P4</del>	<del>P2</del> <del>P5</del>	<del>P3</del>	<i>---</i>	<i>2</i>	<i>---</i>	<i>22222</i>		<i>6</i>	<i>1/2</i>	<i>2</i>	<i>13</i>
	<del>1Q 2Q</del> <del>3Q 4Q</del>			<del>P1</del> <del>P4</del>	<del>P2</del> <del>P5</del>	<del>P3</del>	<i>---</i>	<i>---</i>	<i>---</i>	<i>---</i>					
	<del>1Q 2Q</del> <del>3Q 4Q</del>			<del>P1</del> <del>P4</del>	<del>P2</del> <del>P5</del>	<del>P3</del>	<i>---</i>	<i>---</i>	<i>---</i>	<i>---</i>					
	<del>1Q 2Q</del> <del>3Q 4Q</del>			<del>P1</del> <del>P4</del>	<del>P2</del> <del>P5</del>	<del>P3</del>	<i>---</i>	<i>---</i>	<i>---</i>	<i>---</i>					

<b>TIME OUTS</b>				<b>TEAM FOULS</b>		<b>FIRST HALF</b>						<b>SECOND HALF</b>						<b>TEAM TOTALS</b>			
<i>1ST Q</i>	<i>2ND Q</i>	<i>3RD Q</i>	<i>4TH Q</i>			<i>1</i>	<i>2</i>	<i>3</i>	<i>4</i>	<i>5</i>	<i>6</i>	<i>1</i>	<i>2</i>	<i>3</i>	<i>4</i>	<i>5</i>	<i>6</i>	<i>18</i>	<i>8/11</i>	<i>8</i>	<i>44</i>
				<i>21(1:05)</i>	<b>FREE THROWS ATTEMPTED</b>	<i>11</i>						<b>FREE THROWS MADE</b>	<i>8</i>						<b>PERCENT</b>		